

WORKSHOP EQUIPMENT



车间设备

☎ 771187103
☎ 713779709
☎ 739779709

富基达电梯推出了16条先进的生产线，包括全自动柔性金属钣金生产线，中等厚金属钣金生产线，生产线控制系统，机器人焊接生产线，自动喷涂生产线等等。并且拥有一套完整的现代数控加工设备和检测设备，以确保产品质量。

FUJIDA Elevator puts out 16 advanced production lines including fully automatic flexible metal-working production line, medium thickness metal-working production line, production line control system, robot welding production line, automatic painted production line etc. It has a complete set of modern digital machining equipment, testing facilities in order to warrant perfect product quality.



INTELLIGENT TECHNOLOGY

智能科技

永磁同步无齿轮曳引机

可节省能源40%之多，无需更换油脂，无油污染，宁静清爽。

Permanent magnet synchronous gearless traction machine

It can save over 40% of energy, it needs no grease renewal without oil pollution, which brings peacefulness and refreshment.



高效、高速、高端的智能化设计

垂直交通领域，高效至上。为充分优化电梯系统的服务效能，通过采用全电脑智能型控制系统，实现多微机、模块化、网络化控制等智能管理，将电梯运行情况即时反馈，为乘客提供最高效的金领式服务。


Effective, speedy and high-end intellectual design

It gives first priority to effectiveness in vertical transport field. In order to fully optimize the service efficacy of the elevator system, fulfills the intellectual managements such as multi-computer, modular and network control etc. Through fully computerized intellectual control system. It instantly feeds back the elevator running conditions. It provides the passengers with the most efficient gold-collar services.



PRODUCT SERIES

产品系列



小机房乘客电梯

Small machine room passenger elevator

富基达小机房乘客电梯严格采用德国制造技术和先进的工业科技，优化空间的设计，智能紧凑的机械部件，有效降低顶部空间，节省施工成本，还具有节能环保、安全、稳定、舒适的体验和其他优势，为所有类型的现代建筑提供可靠的解决方案。

FUJIDA small machine room passenger elevator strictly accords with German manufacture technology, advanced industrial technology. It optimizes space design with intellectual & compact mechanical parts. It effectively reduces top space, saves construction cost. It features as energy-saving, environment-protection, safe, stable, comfortable travel. It also has other advantages. It provides all kinds of modern buildings with reliable solution plans.



无机房乘客电梯

Machine room-less passenger elevator

富基达无机房乘客电梯完美体现了节能降耗、环境保护理念。我们努力节省建筑面积，提高设计自由度，充分显示了绿色人文概念。与相同加载水平齿轮电梯相比，它可以节省更多的电力和建筑面积。无机房乘客电梯在每个电梯都需要有一个机房的观念下实现突破。它提供了一种在有限空间中创新的可能性。

It perfectly shows energy-saving, consumption-reducing, environment-protection concept. We try hard to save building area, enhance design freedom. It gives a full play of green human-centered ideas. Compared with same load horizontal gear elevator, it can save more power and building area. Machine room-less passenger elevator breaks through a "must" of machine room. It provides limited space with innovative possibilities.

PRODUCT SERIES

产品系列

观光电梯

Observation elevator

富基达观光电梯采用高安全夹胶玻璃，通透性好，乘客可通过透明轿壁观赏繁华的城市美景；夹胶玻璃内的问膜层具有防辐射的功能，对声音的音波振动起到缓冲作用，达到隔音效果；大面积的轿壁玻璃设计，线条流畅，不仅美化了轿厢外观，更为建筑增添美感。

FUJIDA observation elevator applies highly secure laminated glass with fine transparency. The passengers can appreciate beautiful scenes in busy city through transparent car wall. Lamination layer in laminated glass has radiation-proof functions. It buffers sound wave vibration. Therefore it has sound-isolating effects. Large area car wall glass design has smooth lines. It beautifies car outline. What is more, it adds more charm to the buildings.



病床电梯

Bed elevator

富基达病床电梯系列产品充分体现“以人为本”的设计理念，最大限度地为医患双方创造温馨、舒适的活动空间。柔和的灯光，简洁的色调，每时每刻，您都会切身感受到来自公司的亲切关怀与美好祝愿。

FUJIDA bed elevator series products fully reflect the "human oriented" design concept, and create a moving space full of warmth and comfortable for both patients and medical staffs to the utmost. With soft light, simple color tone, you can practically feel the tender concern and best wishes from company all the time.



担架电梯

Stretcher elevator

富基达担架电梯关爱您和他人的安全与健康，与您共同实现社会责任，专为住宅楼及公共场所量身定做了救援电梯，可靠的救援专用系统设计、科学的轿厢空间规划，更加方便在紧急救援时，形成一个无障碍通道快速地到达目的楼层，保护用户安全。

FUJIDA stretcher elevator cares both your and our safety & health. Jointly fulfills social responsibilities with you. Rescue elevator is specially custom-made for residential building and public occasions. Reliable rescue special-purpose systematic design, scientific car space planning are more convenient to form obstacle-free channel and quickly arrives at destination floor during emergency rescue. It thus protects the users' safety.

PRODUCT SERIES

产品系列




载货电梯

Freight elevator

富基达载货电梯结合电梯工程技术等尖端技术，强劲的拖动系统、高度强化的机械结构设计，不仅可容纳大量的货物，并且在各种恶劣环境下能够运行，具有高效可靠、坚固耐用、平层精确等特点，广泛应用于工厂、仓库、商场等货运场所。

FUJIDA freight elevator combines with top technologies such as elevator engineering technology etc., fierce drag system, highly strengthened mechanical structure design. It can contain a lot of goods. It can still be operated under various harsh environments. It features as effective, reliable, firm, durable, accurate leveling and so on. It is widely applicable for goods transport occasions such as factory, warehouse, shopping center etc.




汽车电梯

Automobile elevator

富基达汽车电梯引进国际成熟的汽车升降技术，经过吸收、转化、提升，而开发生产的汽车升降梯，先进的技术保证了因轿厢受力不均匀导致曳引系统负载加重而产生噪音并引起轿厢晃动这一不利因素的消除，优化了这一系列产品的特性。

FUJIDA automobile elevator introduces well-developed international car elevation technology. It develops and manufactures automobile elevator through absorption, transformation and improvement. Advanced technology removes shaking car problem due to noise, burdened traction system and uneven force to elevator car. It optimizes characteristics of the product series.



自动扶梯

Escalator

富基达自动扶梯采用瑞士先进技术和先进的设计理念生产制造，其精巧的结构、精良的梯路、精致的带路，外形豪华美观，提供给乘客亮丽、舒适的全新感觉，让您领略现代建筑的超凡魅力和豪华气派。

FUJIDA escalator applies the advanced Swiss technology, design concept for manufacture. It grants you to appreciate the outstanding charm and deluxe manner of modern buildings by fine and exquisite structure, consummate elevator path, delicate belt, deluxe and attractive outline. It provides the passengers with a bright, comfortable, brand-new feeling.



自动人行道

Moving walk

富基达自动人行道广泛用于大型超市、机场、展览中心及运输转换站等公共交通运输场合，不仅能满足人流量大的运输问题，又能满足长距离步行和运送行李车、婴儿车、购物车、残疾车等问题，使人们在乘坐的时候特别是在购物之上下楼有如履平地的感觉，极大地方便了人们的出行和购物。

FUJIDA moving walk satisfies the transport requirement of large passenger flow in public traffic and transport areas such as large-size supermarket, airport, exhibition center, transport hub etc. It meets long-distance walk. People feel as easily as walking on firm earth while carrying luggage cart, baby's cart, the vehicle for the disabled in moving walk. It is greatly convenient for the people's outing and shopping.

PASSENGER
ELEVATOR
CAR DECORATION

乘客电梯轿厢装潢



► FJD-P001

吊顶: 镜面不锈钢, LED方灯, LED筒灯
轿壁: 发纹不锈钢, 镜面蚀刻不锈钢
扶手: 无
地板: PVC

Car top: Mirror stainless steel, LED lamp, LED downlight
Car wall: Hairline stainless steel, mirror etching stainless steel
Handrail: None
Floor: PVC



► FJD-P002

吊顶: 镜面不锈钢, 亚克力灯饰, 筒灯
轿壁: 发纹不锈钢, 镜面蚀刻不锈钢
扶手: 不锈钢扁扶手
地板: PVC

Car top: Mirror stainless steel, acrylic lighting, downlight
Car wall: Hairline stainless steel, mirror etching stainless steel
Handrail: Stainless steel flat handrails
Floor: PVC



► FJD-P003

吊顶: 发纹不锈钢, 亚克力透光板
轿壁: 发纹不锈钢, 镜面蚀刻不锈钢
扶手: 不锈钢单管
地板: PVC

Car top: Hairline stainless steel, acrylic transparent board
Car wall: Hairline stainless steel, mirror etching stainless steel
Handrail: Stainless steel single tube
Floor: PVC



► FJD-P004

吊顶: 不锈钢镜面镂空板加柔光照明设计
轿壁: 镜面不锈钢, 镜面蚀刻不锈钢
扶手: 不锈钢单管
地板: PVC

Car top: Stainless steel mirror hollow plate with soft lighting design
Car wall: Mirror stainless steel, mirror etching stainless steel
Handrail: Stainless steel single tube
Floor: PVC



► FJD-P005

吊顶: 镜面不锈钢框架, 中间部分白色有机板
轿壁: 镜面不锈钢, 镜面蚀刻不锈钢
扶手: 无
地板: PVC

Car top: Mirror stainless steel frame, center white organic panel
Car wall: Mirror stainless steel, mirror etching stainless steel
Handrail: None
Floor: PVC



► FJD-P006

吊顶: 发纹不锈钢框架, 两侧亚克力灯饰, 多层透光板
轿壁: 镜面不锈钢, 镜面蚀刻不锈钢
扶手: 不锈钢圆单管
地板: PVC

Car top: Hairline stainless steel frame, both sides acrylic lighting, multilayer light transmission plate
Car wall: Mirror stainless steel, mirror etching stainless steel
Handrail: Stainless steel round single tube
Floor: PVC



► FJD-P009

吊顶: 金刚石镀银钢与亚克力发光板
轿壁: 发纹不锈钢
扶手: 无
地板: PVC

Car top: Diamond silver painted steel with acrylic lighting board
Car wall: Hairline stainless steel
Handrail: None
Floor: PVC



► FJD-P010

吊顶: 发纹不锈钢框架, LED照明板
轿壁: 蚀刻不锈钢
扶手: 无
地板: PVC

Car top: Hairline stainless steel frame, LED lighting panel
Car wall: Etching stainless steel
Handrail: None
Floor: PVC



► FJD-P007

吊顶: 镜面不锈钢框架配筒灯, 中间部分白色有机板
轿壁: 镜面不锈钢, 镜面蚀刻不锈钢
扶手: 不锈钢扁扶手
地板: PVC

Car top: Mirror stainless steel frame with downlight, middle part of the organic board
Car wall: Mirror stainless steel, mirror etching stainless steel
Handrail: Stainless steel flat handrail
Floor: PVC



► FJD-P008

吊顶: 发纹不锈钢框架, 两侧亚克力灯饰
轿壁: 发纹不锈钢, 镜面蚀刻不锈钢
扶手: 不锈钢单管扶手
地板: PVC

Car top: Hairline stainless steel frame, two-side acrylic lighting decoration
Car wall: Hairline stainless steel, mirror etching stainless steel
Handrail: Stainless steel flat handrail
Floor: PVC



► FJD-P011

吊顶: 发纹不锈钢配LED照明板
轿壁: 发纹不锈钢, 镜面不锈钢
扶手: 不锈钢圆扶手
地板: PVC

Car top: Hairline stainless steel with LED lighting panel
Car wall: Hairline stainless steel, mirror stainless steel
Handrail: Stainless steel round handrail
Floor: PVC



► FJD-P012

吊顶: 发纹不锈钢配灯饰, 白色透光板配柔光照明设计
轿壁: 发纹不锈钢, 镜面蚀刻不锈钢
扶手: 发纹不锈钢扁扶手
地板: PVC

Car top: Hairline stainless steel frame with tube lamp, white transparent panel with soft lighting design
Car wall: Hairline stainless steel, mirror etching stainless steel
Handrail: Hairline stainless steel flat handrail
Floor: PVC



► FJD-P013

吊顶: 镜面不锈钢框架, 中间部分白色有机板
轿壁: 镜面不锈钢, 镜面蚀刻不锈钢
扶手: 不锈钢单管扶手
地板: PVC

Car top: Mirror stainless steel frame, center white organic panel
Car wall: Mirror stainless steel, mirror etching stainless steel
Handrail: Stainless steel flat handrail
Floor: PVC



► FJD-P014

吊顶: 发纹不锈钢框架, 两侧亚克力灯饰
轿壁: 发纹不锈钢, 镜面蚀刻不锈钢
扶手: 不锈钢单管扶手
地板: PVC

Car top: Hairline stainless steel frame, both sides acrylic lighting
Car wall: Hairline stainless steel, mirror etching stainless steel
Handrail: Stainless steel flat handrail
Floor: PVC



► FJD-P017

吊顶: 发纹不锈钢框架, 两侧亚克力灯饰
轿壁: 发纹不锈钢, 镜面蚀刻不锈钢
扶手: 不锈钢双管扶手
地板: PVC

Car top: Hairline stainless steel frame, both sides acrylic lighting
Car wall: Hairline stainless steel, mirror etching stainless steel
Handrail: Stainless steel double pipe armrest
Floor: PVC



► FJD-P018

吊顶: 发纹不锈钢框架, 两侧亚克力灯饰
轿壁: 发纹不锈钢, 镜面蚀刻不锈钢
扶手: 发纹不锈钢扁扶手
地板: PVC


Car top: Hairline stainless steel frame, arched white transparent panel with soft lighting design
Car wall: Hairline stainless steel, mirror etching stainless steel
Handrail: Hairline stainless steel flat handrail
Floor: PVC



► FJD-P015

吊顶: 镜面不锈钢, 配白色亚克力透光
轿壁: 镜面不锈钢, 镜面蚀刻不锈钢
扶手: 不锈钢单管扶手
地板: PVC


Car top: Mirror stainless steel, soft lighting design of arch white light-emitting panel
Car wall: Mirror stainless steel, mirror etching stainless steel
Handrail: C
Floor: PVC



► FJD-P016

吊顶: 钢板喷涂框架, 亚克力透光配伞形水晶柱
轿壁: 镜面不锈钢, 镜面蚀刻不锈钢
扶手: 不锈钢单管扶手
地板: PVC

Car top: Painted steel plate frame, acrylic light-emitting, umbrella type crystal columns
Car wall: Mirror stainless steel, mirror etching stainless steel
Handrail: Stainless steel flat handrail
Floor: PVC



► FJD-P019

吊顶: 镜面不锈钢, 配白色亚克力透光
轿壁: 发纹不锈钢, 镜面蚀刻不锈钢
扶手: 不锈钢单管扶手
地板: PVC

Car top: Mirror stainless steel, soft lighting design of arch white light-emitting panel
Car wall: Hairline stainless steel, mirror etching stainless steel
Handrail: Stainless steel flat handrail
Floor: PVC



► FJD-P020

吊顶: 发纹不锈钢框架, 两侧亚克力灯饰
轿壁: 发纹不锈钢, 镜面蚀刻不锈钢
扶手: 不锈钢单管扶手
地板: PVC

Car top: Hairline stainless steel frame, two-side acrylic lighting decoration
Car wall: Hairline stainless steel, mirror etching stainless steel
Handrail: Stainless steel flat handrail
Floor: PVC



► FJD-P021

吊顶：宽幅影像拱顶的柔光照明设计
轿壁：镜面不锈钢，镜面蚀刻不锈钢
扶手：不锈钢单管扶手
地板：PVC
Car top: Soft lighting design of wide image dome
Car wall: Mirror stainless steel, mirror etching stainless steel
Handrail: Stainless steel flat handrail
Floor: PVC



► FJD-P022

吊顶：中部U型发纹底板加筒灯，两侧辅以镜面镂空的柔光照明设计
轿壁：镜面不锈钢，镜面蚀刻不锈钢
扶手：亚克力扁扶手
地板：PVC
Car top: Middle U type hairline plate with downlight, soft lighting design on both sides with mirror hollow plate
Car wall: Mirror stainless steel, mirror etching stainless steel
Handrail: Acrylic flat handrail
Floor: PVC



► FJD-P025

吊顶：发纹不锈钢框架配灯饰，亚克力透光板
轿壁：发纹不锈钢，镜面蚀刻不锈钢
扶手：不锈钢圆扶手
地板：PVC
Car top: Hairline stainless steel frame with tube lamp, arched white transparent print
Car wall: Hairline stainless steel, mirror etching stainless steel
Handrail: Stainless steel round handrail
Floor: PVC



► FJD-P026

吊顶：发纹不锈钢框架，亚克力透光板
轿壁：发纹不锈钢，镜面蚀刻不锈钢
扶手：不锈钢圆扶手
地板：PVC
Car top: Hairline stainless steel frame, arched white transparent print
Car wall: Hairline stainless steel, Mirror etching stainless steel
Handrail: Stainless steel round handrail
Floor: PVC



► FJD-P023

吊顶：宽幅影像拱顶的柔光照明设计
轿壁：镜面不锈钢，镜面蚀刻不锈钢
扶手：不锈钢单管扶手
地板：PVC
Car top: Soft lighting design of wide image dome
Car wall: Mirror stainless steel, mirror etching stainless steel
Handrail: Stainless steel flat handrail
Floor: PVC



► FJD-P024

吊顶：宽幅影像拱顶的柔光照明设计
轿壁：镜面不锈钢，镜面蚀刻不锈钢
扶手：亚克力扁扶手
地板：PVC
Car top: Soft lighting design of wide image dome
Car wall: Mirror stainless steel, mirror etching stainless steel
Handrail: Acrylic flat handrail
Floor: PVC



► FJD-P027

吊顶：发纹不锈钢框架配灯饰，亚克力装饰板
轿壁：发纹不锈钢，镜面蚀刻不锈钢
扶手：不锈钢圆扶手
地板：PVC
Car top: Hairline stainless steel frame with tube lamp, acrylic decoration panel
Car wall: Hairline stainless steel, mirror etching stainless steel
Handrail: Stainless steel round handrail
Floor: PVC



► FJD-P028


吊顶：发纹不锈钢框架配灯饰，亚克力透光板
轿壁：镜面不锈钢，镜面蚀刻不锈钢
扶手：不锈钢扁扶手
地板：PVC
Car top: Hairline stainless steel frame with tube lamp, arched white transparent print
Car wall: Mirror stainless steel, mirror etching stainless steel
Handrail: Stainless steel flat handrail
Floor: PVC



► FJD-P029

吊顶: 发纹不锈钢框架配灯饰, 亚克力透光板
轿壁: 发纹不锈钢, 镜面蚀刻不锈钢
扶手: 不锈钢扁扶手
地板: PVC

Car top: Hairline stainless steel frame with tube lamp, arched white transparent print
Car wall: Hairline stainless steel, mirror etching stainless steel
Handrail: Stainless steel flat handrail
Floor: PVC



► FJD-P030

吊顶: 在中式木格造型基础上, 辅以白色透光板。
轿壁: 发纹不锈钢, 镜面蚀刻不锈钢
扶手: 不锈钢扁扶手
地板: PVC

Car top: Stainless steel frame with white acrylic lighting panel
Car wall: Hairline stainless steel, mirror etching stainless steel
Handrail: Stainless steel flat handrail
Floor: PVC



► FJD-P033

吊顶: 发纹不锈钢框架配灯饰, 亚克力透光板
轿壁: 发纹不锈钢, 镜面蚀刻不锈钢
扶手: 不锈钢圆扶手
地板: PVC

Car top: Hairline stainless steel frame with tube lamp, arched white transparent print
Car wall: Hairline stainless steel, mirror etching stainless steel
Handrail: Stainless steel round handrail
Floor: PVC



► FJD-P034

吊顶: 发纹不锈钢框架配灯饰, 亚克力装饰板
轿壁: 发纹不锈钢, 镜面蚀刻不锈钢
扶手: 不锈钢扁扶手
地板: PVC

Car top: Hairline stainless steel frame with tube lamp, acrylic decoration panel
Car wall: Hairline stainless steel, mirror etching stainless steel
Handrail: Stainless steel flat handrail
Floor: PVC



► FJD-P031

吊顶: 发纹不锈钢、白漆面板、灯带
轿壁: 镜面蚀刻不锈钢, 发纹蚀刻不锈钢
扶手: 发纹不锈钢扁扶手
地板: PVC

Car top: Hairline stainless steel, white painting panel, light belt
Car wall: Mirror etching stainless steel, hairline etching stainless steel
Handrail: Hairline stainless steel flat handrail
Floor: PVC



► FJD-P032

吊顶: 发纹不锈钢, 亚克力照明设计
轿壁: 镜面不锈钢, 大理石饰面
扶手: 无
地板: PVC

Car top: Hairline stainless steel, acrylic lighting design
Car wall: Mirror stainless steel, Marble
Handrail: None
Floor: PVC



► FJD-P035

吊顶: 镜面不锈钢, 玻璃, LED照明
轿壁: 镜面不锈钢, 艺术玻璃, 不锈钢装饰条
扶手: 不锈钢圆扶手
地板: PVC

Car top: Mirror stainless steel, glass, LED lighting
Car wall: Mirror stainless steel, art glass, stainless steel decoration strip
Handrail: Stainless steel round handrail
Floor: PVC



► FJD-P036

吊顶: 发纹不锈钢框架配灯饰, 结合柔光照明
轿壁: 青铜蚀刻不锈钢, 艺术玻璃
扶手: 不锈钢圆扶手
地板: PVC

Car top: Hairline stainless steel frame with tube lamp, white transparent panel with soft lighting design
Car wall: Bronze etching stainless steel, art glass
Handrail: Hairline stainless steel flat handrail
Floor: PVC



► FJD-P037

吊顶: 钛金镜面不锈钢边框, 中心为木质加筒灯
轿壁: 钛金蚀刻发纹不锈钢, 镜面, 蚀刻
扶手: 圆木与钛金不锈钢组合扶手
地板: PVC

Car top: Titanium gold mirror stainless steel side frame, central wood and down lamp
Car wall: Titanium gold etched stainless steel, mirror, etched
Handrail: Round and titanium stainless steel combined armrest
Floor: PVC



► FJD-P038

吊顶: 镜面不锈钢上辅以亚克力透光板
轿壁: 镜面, 钛金, 发纹, 蚀刻
扶手: 水晶与钛金组合单圆管
地板: PVC

Car top: Mirror stainless steel is supplemented with acrylic light-emitting panel
Car wall: Mirror, etched, titanium gold, etched
Handrail: Single round tube made of crystal and titanium
Floor: PVC



► FJD-P041

吊顶: 香槟金边框, 亚克力透光板
轿壁: 香槟金, 镜面, 蚀刻
扶手: 香槟金与实木组合
地板: PVC

Car top: Champagne gold border, acrylic transparent board
Car wall: Champagne gold, mirror, etching
Handrail: Champagne gold and solid wood combination
Floor: PVC



► FJD-P042

吊顶: 镜面不锈钢, 白色有机板
轿壁: 不锈钢镜面, 发纹, 蚀刻图案
扶手: 无
地板: PVC

Car top: Mirror stainless steel, white organic panel
Car wall: Stainless steel mirror, hairline, etched pattern
Handrail: None
Floor: PVC



► FJD-P039

吊顶: 钛金镜面不锈钢, 亚克力透光板
轿壁: 钛金镜面不锈钢, 钛金镜面蚀刻
扶手: 钛金不锈钢单管扶手
地板: PVC

Car top: Titanium gold mirror stainless steel, acrylic light-emitting panel
Car wall: Titanium gold mirror stainless steel, titanium gold mirror etching
Handrail: Titanium stainless steel single pipe armrest
Floor: PVC



► FJD-P040

吊顶: 钛金蚀刻, 亚克力灯饰
轿壁: 钛金, 镜面, 蚀刻
扶手: 钛金不锈钢扁扶手
地板: PVC


Car top: Titanium gold etching, acrylic lighting decoration
Car wall: Titanium gold, mirror, etching
Handrail: Titanium stainless steel flat handrail
Floor: PVC



► FJD-P043

吊顶: 镜面不锈钢框架, 亚克力灯饰, LED灯
轿壁: 钛金镜面蚀刻不锈钢, 钛金发纹不锈钢
扶手: 钛金镜面不锈钢
地板: PVC

Car top: Mirror stainless steel frame, acrylic light decoration, LED light
Car wall: Titanium gold mirror etching stainless steel, titanium gold hairline stainless steel
Handrail: Titanium gold mirror stainless steel
Floor: PVC



► FJD-P044

吊顶: 钛金镜不锈钢, LED照明装饰板
轿壁: 钛金发纹不锈钢, 钛金镜面蚀刻不锈钢
扶手: 钛金不锈钢圆扶手
地板: PVC


Car top: Titanium gold mirror stainless steel with LED lighting decoration panel
Car wall: Titanium gold hairless stainless steel, titanium gold mirror etching stainless steel
Handrail: Titanium gold stainless steel round handrail
Floor: PVC



► FJD-P045

吊顶: 钛金发纹不锈钢管配灯饰设计
轿壁: 钛金镜面不锈钢, 钛金发纹不锈钢
扶手: 无
地板: PVC


Car top: Titanium gold hairline stainless steel with tube lamp design
Car wall: Titanium gold mirror stainless steel, titanium gold hairline stainless steel
Handrail: None
Floor: PVC



► FJD-P046

吊顶: 钛金发纹不锈钢配灯饰, 拱形亚克力照明设计
轿壁: 钛金发纹不锈钢, 艺术玻璃, 钛金不锈钢装饰条
扶手: 钛金不锈钢圆单管
地板: PVC

Car top: Titanium gold hairline stainless steel with tube lamp, arched acrylic lighting design
Car wall: Titanium gold hairline stainless steel, Art glass, titanium gold stainless steel decoration strip
Handrail: Titanium gold steel round handrail
Floor: PVC



► FJD-P049

吊顶: 钛金发纹不锈钢配照明设计, 艺术灯
轿壁: 钛金刻蚀镜面不锈钢
扶手: 木与钛金不锈钢组合圆扶手
地板: PVC

Car top: Titanium gold hairline stainless steel with tube lamp design, art light
Car wall: Titanium gold mirror etching stainless steel
Handrail: Wood + Titanium gold stainless steel round handrail
Floor: PVC



► FJD-P050

吊顶: 玫瑰金发纹不锈钢, LED照明面板, 金箔
轿壁: 木单板, 镜光
扶手: 圆木扶手
地板: PVC

Car top: Rose gold hairline stainless steel, LED lighting panel, gold foil
Car wall: Wood veneer, mirror light
Handrail: Wood handrail
Floor: PVC



► FJD-P047

吊顶: 钛金镜不锈钢+灯饰
轿壁: 钛金镜面不锈钢, 钛金镜面蚀刻不锈钢
扶手: 钛金不锈钢三管扶手
地板: PVC

Car top: Titanium gold mirror stainless steel, tube lamp
Car wall: Titanium gold mirror stainless steel, titanium gold mirror etching stainless steel
Handrail: Triple titanium gold stainless steel round handrail
Floor: PVC



► FJD-P048

吊顶: 发纹不锈钢框架配灯饰, 白色透明板的柔光照明设计
轿壁: 发纹不锈钢, 镜面蚀刻不锈钢
扶手: 不锈钢单管扶手
地板: PVC

Car top: Hairline stainless steel frame with tube lamp, white transparent panel with soft lighting design
Car wall: Hairline stainless steel, Rose gold mirror etching stainless steel
Handrail: Wood + Rose gold stainless steel round handrail
Floor: PVC



► FJD-P051

吊顶: 玫瑰金镜面不锈钢配灯饰的柔光照明设计
轿壁: 玫瑰金发纹不锈钢, 玫瑰金镜面不锈钢
扶手: 玫瑰金镜面不锈钢圆扶手
地板: PVC

Car top: Rose gold mirror stainless steel with soft lighting design
Car wall: Rose gold hairline stainless steel, rose gold mirror stainless steel
Handrail: Rose gold mirror stainless steel round handrail
Floor: PVC



► FJD-P052

吊顶: 玫瑰金镜面不锈钢配灯饰, 白色透明板的柔光灯光设计
轿壁: 玫瑰金镜面蚀刻不锈钢, 发纹不锈钢
扶手: 玫瑰金不锈钢圆扶手
地板: PVC

Car top: Rose gold mirror stainless steel with tube lamp, white transparent panel with soft lighting design
Car wall: Rose gold mirror etching stainless steel, hairline stainless steel
Handrail: Rose gold stainless steel round handrail
Floor: PVC



► FJD-P053

吊顶: 钛金镜面不锈钢框架, 亚克力透光板
轿壁: 钛金发纹不锈钢, 钛金镜面蚀刻不锈钢
扶手: 木与钛金不锈钢组合圆扶手
地板: PVC

Car top: Titanium gold mirror stainless steel frame, acrylic transparent light
Car wall: Titanium gold hairline stainless steel, titanium gold mirror etching stainless steel
Handrail: Wood + Titanium gold stainless steel round handrail
Floor: PVC



► FJD-P054

吊顶: 钛金镜面不锈钢, 亚克力照明设计
轿壁: 钛金镜面不锈钢, 钛金镜面蚀刻不锈钢
扶手: 钛金不锈钢三管扶手
地板: PVC

Car top: Titanium gold mirror stainless steel, acrylic lighting design
Car wall: Titanium gold mirror stainless steel, titanium mirror etching stainless steel
Handrail: Triple titanium gold stainless steel round handrail
Floor: PVC



► FJD-P055

吊顶: 钛金不锈钢镜面镂空板和白色透光板
轿壁: 钛金镜面不锈钢, 钛金镜面蚀刻不锈钢, 木饰面
扶手: 钛金不锈钢三管扶手
地板: PVC

Car top: Titanium gold mirror stainless steel frame with acrylic panel
Car wall: Titanium gold mirror stainless steel, titanium mirror etching stainless steel, wood veneer
Handrail: Triple titanium gold stainless steel round handrail
Floor: PVC



► FJD-P056

吊顶: 钛金不锈钢镜面镂空板和白色透光板
轿壁: 钛金镜面不锈钢, 钛金镜面蚀刻不锈钢
扶手: 钛金不锈钢圆扶手
地板: PVC


Car top: Titanium gold mirror stainless steel frame with acrylic panel
Car wall: Titanium gold mirror stainless steel, titanium mirror etching stainless steel
Handrail: Titanium gold stainless steel round handrail
Floor: PVC



► FJD-P057

吊顶: 镜面不锈钢框架, 有机喷绘版
轿壁: 镜面不锈钢, 镜面蚀刻不锈钢
扶手: 无
地板: PVC

Car top: Mirror stainless steel frame, organic paint-jet panel
Car wall: Mirror stainless steel, mirror etching stainless steel
Handrail: None
Floor: PVC



► FJD-P058

吊顶: 黑钛镜面不锈钢, 亚克力透光, 筒灯
轿壁: 黑钛镜面不锈钢, 金属马赛克
扶手: 不锈钢弧头扁扶手
地板: PV

Car top: Black titanium mirror stainless steel mirror, acrylic light, downlight
Car wall: Black titanium mirror stainless steel, metal mosaic
Handrail: Stainless steel arc head flat armrest
Floor: PVC



► FJD-P059

吊顶: 黑色不锈钢边框, 中间8K板组合方块, 配白色筒灯, 两侧白色透光板照明
轿壁: 黑色钛金镜面板案, 黑色发纹板
扶手: 黑色不锈钢扁扶手
地板: PVC

Car top: Black stainless steel side frame, center 8K panel combined block, white down lamp, two-side white light-emitting panel lighting
Car wall: Black titanium gold mirror panel black hairline panel
Handrail: Black stainless steel handrails
Floor: PVC



► FJD-P060

吊顶: 木饰面框架, 顶部贴金箔, 水晶吊灯
轿壁: 后壁中心艺术玻璃镜, 钛金不锈钢边框, 木饰面侧壁黑镜, 钛金不锈钢压筋, 木饰面, 腰线皮革硬包, 大理石围边
扶手: 钛金扁扶手
地板: PVC

Car top: Wood facing frame, top with gold foil, crystal pendant lamp
Car wall: Rear wall center art glass mirror, titanium stainless steel frame, wood finish, side wall black mirror, titanium stainless steel press bar, wood finish, waist belt leather hard package, marble edge
Handrail: Titanium flat handrail
Floor: PVC



► FJD-P061

吊顶：黑色钛金镜面不锈钢配灯饰，蓝色亚克力的柔光照明设计
轿壁：发纹不锈钢，黑色钛金镜面不锈钢
扶手：发纹不锈钢扶手
地板：PVC

Car top: Black titanium mirror stainless steel with tube lamp, blue acrylic soft lighting design
Car wall: Hairline stainless steel, black titanium mirror stainless steel
Handrail: Hairline stainless steel handrail
Floor: PVC



► FJD-P062

吊顶：黑色钛金不锈钢框架配亚克力柔光照明设计
轿壁：黑色钛金发纹不锈钢，黑色钛金镜面蚀刻不锈钢
扶手：无
地板：PVC

Car top: Black titanium stainless steel frame, acrylic soft lighting design
Car wall: Black titanium hairline stainless steel, black titanium mirror etching stainless steel
Handrail: None
Floor: PVC



► FJD-P065

吊顶：镜面不锈钢框架，亚克力照明设计
轿壁：黑色钛金不锈钢，发纹蚀刻不锈钢
扶手：发纹不锈钢圆形扶手
地板：PVC

Car top: Mirror stainless steel frame, acrylic soft lighting design
Car wall: Black titanium stainless steel, hairline etching stainless steel
Handrail: Hairline stainless steel round handrail
Floor: PVC



► FJD-P066

吊顶：黑色钛镜不锈钢，亚克力照明设计
轿壁：木单板，黑色钛镜不锈钢，不锈钢装饰条
扶手：发纹不锈钢圆形扶手
地板：PVC

Car top: Black titanium mirror stainless steel, acrylic lighting design
Car wall: Wood veneer, Black titanium mirror stainless steel, stainless steel decoration strip
Handrail: Hairline stainless steel round handrail
Floor: PVC



► FJD-P063

吊顶：古铜色镜面不锈钢，亚克力透光
轿壁：镜面不锈钢，古铜色镜面蚀刻不锈钢
扶手：古铜色不锈钢与实木组合
地板：PVC


Car top: Bronze mirror stainless steel, acrylic light transmission
Car wall: Mirror stainless steel, bronze mirror etched stainless steel
Handrail: Combination of stainless steel and solid wood
Floor: PVC



► FJD-P064

吊顶：香槟金边框，亚克力透光板
轿壁：香槟金，镜面，蚀刻
扶手：香槟金与实木组合
地板：PVC

Car top: Champagne gold border, acrylic transparent board
Car wall: Champagne gold, mirror, etching
Handrail: Champagne gold and solid wood combination
Floor: PVC



► FJD-P067

吊顶：钢板喷漆，亚克力照明设计
轿壁：镜面不锈钢，木饰面
扶手：圆木与不锈钢组合扶手
地板：PVC

Car top: Painted steel frame, acrylic soft lighting design
Car wall: Mirror stainless steel, wood veneer
Handrail: Wood + stainless steel round handrail
Floor: PVC



► FJD-P068

吊顶：不锈钢，管灯，白木单板，艺术灯
轿壁：木饰面，大理石饰面
扶手：圆木与不锈钢组合扶手
地板：PVC


Car top: Stainless steel, tube lamp, white wood veneer, art light
Car wall: Wood veneer, marble
Handrail: Wood + stainless steel round handrail
Floor: PVC



► FJD-P069

吊顶: 镜面不锈钢, 亚克力透光, 射灯
轿壁: 木饰面开槽, 镜面不锈钢
扶手: 原木扶手, 两端钛金不锈钢
地板: PVC

Car top: Mirror stainless steel, acrylic transparent light
Car wall: Wooden finishes slotted with mirror stainless steel
Handrail: Log handrails, both ends of titanium, stainless steel
Floor: PVC



► FJD-P070

吊顶: 钛金镜面不锈钢, 亚克力透光
轿壁: 银镜, 木饰面, 镜面不锈钢压筋
扶手: 原木扶手, 两端钛金不锈钢
地板: PVC

Car top: Titanium mirror stainless steel, acrylic light transmission
Car wall: Silver mirror, wood finish, mirror stainless steel bar
Handrail: Log handrails, both ends of titanium, stainless steel
Floor: PVC



► FJD-P073

吊顶: 发纹不锈钢, 亚克力透光, 筒灯
轿壁: 木饰面嵌不锈钢饰条, 镜面不锈钢
扶手: 原木扶手, 两端镜面不锈钢
地板: PVC

Car top: Hairline stainless steel, acrylic light, downlight
Car wall: Wooden finish with stainless steel trim, mirror stainless steel
Handrail: Log handrails, stainless steel mirrors at both ends
Floor: PVC



► FJD-P074

吊顶: 镜面不锈钢, 亚克力透光, 筒灯
轿壁: 镜面蚀刻不锈钢, 木饰面
扶手: 不锈钢单管扶手
地板: PVC

Car top: Stainless steel, acrylic light, downlight
Car wall: Mirror etching, stainless steel, wood finish
Handrail: Stainless steel single tube handrail
Floor: PVC



► FJD-P071

吊顶: 镜面不锈钢边框, 亚克力透光板
轿壁: 镜面不锈钢, 大理石饰面
扶手: 不锈钢+圆木组合扶手
地板: PVC

Car top: Mirror stainless steel border, acrylic transparent board
Car wall: Mirror stainless steel, marble veneer
Handrail: Stainless steel + log combined handrail
Floor: PVC



► FJD-P072

吊顶: 镜面不锈钢框架, 亚克力透光板, LED筒灯
轿壁: 镜面不锈钢, 大理石饰面
扶手: 镜面不锈钢管+钛金组合扶手
地板: PVC

Car top: Mirror stainless steel border, acrylic transparent board, LED down light
Car wall: Mirror stainless steel, marble veneer
Handrail: Mirror stainless steel tube + titanium gold handrail
Floor: PVC



► FJD-P075

吊顶: 发纹不锈钢框架, 亚克力透光板
轿壁: 镜面不锈钢, 木饰面
扶手: 不锈钢单管扶手
地板: PVC

Car top: Hairline stainless steel border, acrylic transparent light
Car wall: Mirror stainless steel, wood veneer
Handrail: Stainless steel flat handrail
Floor: PVC




► FJD-P076

吊顶: 发纹玫瑰金顶板, LED筒灯, 结合柔光照明
轿壁: 镜面不锈钢, 木饰面镶嵌装饰条
扶手: 不锈钢圆扶手
地板: PVC

Car top: Hairline rose gold top plate, LED down lamp, combined with soft light illumination
Car wall: Mirror stainless steel, wood veneer mosaic
Handrail: Stainless steel round handrail
Floor: PVC

OBSERVATION ELEVATOR CAR DECORATION

观光电梯轿厢装潢



► FJD-G001

上下罩: 钛金蚀刻, 钢板烤漆
观光壁: 安全夹胶玻璃
装饰顶: 钢板烤漆, 亚克力灯饰
轿厢壁: 钛金镜面蚀刻不锈钢
扶 手: 钛金双管扶手
地 板: PVC

Upper / lower cover: Titanium gold etching, steel plate baked enamel
Observation wall: Safety laminated glass
Decoration top: Steel plate baked enamel, acrylic lighting decoration
Car wall: Titanium gold mirror etched stainless steel
Handrail: Titanium gold double-tube handrail
Floor: PVC



► FJD-G002

上下罩: 半圆形亚克力冠加金属外罩及钢板喷涂围板
观光壁: 安全夹胶玻璃三块
装饰顶: 艺术造型灯, 筒灯
轿厢壁: 发纹不锈钢
扶 手: 不锈钢双管
地 板: PVC

Upper / lower cover: Half-round acrylic crown, metal outer cover, painted steel plate skirting
Observation wall: 3PCS of safety laminated glass
Decoration top: Art modeling lamp, down lamp
Car wall: Hairline stainless steel
Handrail: Stainless steel double-tube
Floor: PVC



► FJD-G003

上下罩：亚克力半球形罩
观光壁：安全夹胶玻璃
装饰顶：钢板烤漆框架，亚克力灯饰
轿厢壁：发纹不锈钢
扶 手：不锈钢单管
地 板：PVC

Upper / lower cover: Acrylic hemispheric cover
Observation wall: Safety laminated glass
Decoration top: Steel plate baked enamel frame, acrylic lighting decoration
Car wall: Hairline stainless steel
Handrail: Stainless steel mono-tube
Floor: PVC



► FJD-G004

上下罩：白色亚克力球罩
观光壁：安全夹胶玻璃
装饰顶：发纹不锈钢，亚克力灯饰，筒灯
轿厢壁：不锈钢发纹板
扶 手：不锈钢圆管
地 板：PVC

Upper / lower cover: White acrylic dome cover
Observation wall: Safety laminated glass
Decoration top: Hairline stainless steel, acrylic lighting decoration, down lamp
Car wall: Stainless steel hairline panel
Handrail: Stainless steel round tube
Floor: PVC



► FJD-G005

上下罩：彩钢板，亚克力装饰
观光壁：夹层安全玻璃
装饰顶：镜面不锈钢，亚克力
轿厢壁：发纹不锈钢
扶 手：不锈钢双管
地 板：PVC


Upper / lower cover: Painted steel, acrylic decoration
Observation wall: Laminated safety glass
Decoration top: Mirror stainless steel, acrylic
Car wall: Hairline stainless steel
Handrail: Stainless steel double-tube
Floor: PVC



► FJD-G006

上下罩：楼梯踏板圆盘烤漆，装饰灯
观光壁：安全夹胶玻璃
装饰顶：钢板烤漆、亚克力灯饰
轿厢壁：钛金发纹不锈钢
扶 手：不锈钢单管
地 板：PVC

Upper / lower cover: Stair-step round steel plate baked enamel, decoration lamp
Observation wall: Safety laminated glass
Decoration top: Steel plate baked enamel, acrylic lighting decoration
Car wall: Stainless steel titanium gold hairline panel
Handrail: Stainless steel mono-tube
Floor: PVC



► FJD-G007

上下罩：钢板喷涂加竖条图案
观光壁：安全夹胶玻璃三块
装饰顶：影像板加两侧筒灯
轿厢壁：发纹不锈钢
扶 手：不锈钢双管
地 板：PVC

Upper / lower cover: Painted steel plate, vertical design
Observation wall: 3PCS of safety laminated glass
Decoration top: Image board, two-side down lamp
Car wall: Hairline stainless steel
Handrail: Stainless steel double-tube
Floor: PVC



► FJD-G008

上下罩：钛金镜面不锈钢
观光壁：安全夹胶玻璃
装饰顶：钛金镜面不锈钢，亚克力灯饰
轿厢壁：钛金镜面不锈钢
扶 手：不锈钢扶手
地 板：PVC

Upper / lower cover: Titanium gold mirror stainless steel
Observation wall: Safety laminated glass
Decoration top: Titanium gold mirror stainless steel, acrylic lighting decoration
Car wall: Titanium gold mirror stainless steel
Handrail: Stainless steel handrail
Floor: PVC



► FJD-G009

上下罩：发纹不锈钢
观光壁：安全夹胶玻璃
装饰顶：发纹不锈钢，亚克力灯饰
轿厢壁：发纹不锈钢，蚀刻不锈钢
扶 手：不锈钢双管
地 板：PVC

Upper / lower cover: Hairline stainless steel
Observation wall: Safety laminated glass
Decoration top: Hairline stainless steel , acrylic lighting decoration
Car wall: Hairline stainless steel , etched stainless steel
Handrail: Stainless steel double-tube
Floor: PVC



► FJD-G010

上下罩：钢板造型，烤漆，亚克力
观光壁：安全夹胶玻璃
装饰顶：钢板烤漆，亚克力灯饰，筒灯
轿厢壁：发纹不锈钢
扶 手：不锈钢双管
地 板：PVC

Upper / lower cover: Steel plate model , baked enamel , acrylic
Observation wall: Safety laminated glass
Decoration top: Steel plate baked enamel , acrylic lighting decoration , down lamp
Car wall: Hairline stainless steel
Handrail: Stainless steel double-tube
Floor: PVC



► FJD-G011

上下罩：全景墙
观光壁：安全钳6+6胶玻璃
装饰顶：彩绘钢骨架
轿厢壁：发纹不锈钢
扶 手：不锈钢单管
地 板：PVC

Upper / lower cover: Panorama wall
Observation wall: Glue glass of safety clamp 6+6
Decoration top: Painted steel framework
Car wall: Hairline stainless steel
Handrail: Stainless steel tube
Floor: PVC



► FJD-G012

上下罩：钢板喷涂中加中国传统图案
观光壁：安全夹胶玻璃三块
装饰顶：中部阶梯圆形加影像透光板，辅以四周筒灯
轿厢壁：不锈钢发纹板
扶 手：不锈钢双管
地 板：PVC

Upper / lower cover: Painted steel plate , traditional Chinese pattern
Observation wall: 3PCS of safety laminated glass
Decoration top: Central round star , image light-emittingpanel , four-side down lamps
Car wall: Stainless steel hairline panel
Handrail: Stainless steel double-tube
Floor: PVC



► FJD-G013

上下罩：钢板喷涂加不锈钢围板及装饰灯
观光壁：安全夹胶玻璃三块
装饰顶：圆形工艺板造型及后部加筒灯的柔光照明设计
轿厢壁：发纹、蚀刻
扶 手：不锈钢单管
地 板：PVC

Upper / lower cover: Painted steel plate , stainless steel skirting , decoration lamp
Observation wall: 3PCS of safety laminated glass
Decoration top: Round art panel model , rear soft lighting design of down lamp
Car wall: Hairline , etched
Handrail: Stainless steel mono-tube
Floor: PVC



► FJD-G014

上下罩：钢板烤漆，装饰灯
观光壁：3层安全夹层玻璃（5±5）
装饰顶：中心圆形亚克力灯，双面LED
轿厢壁：发纹不锈钢
扶 手：不锈钢单管
地 板：PVC

Upper / lower cover: Steel plate baked enamel , decoration lamp
Observation wall: 3PCS of safety laminated glass (5±5)
Decoration top: Central round acrylic top lamp , two-side LED
Car wall: Hairline stainless steel
Handrail: Stainless steel mono-tube
Floor: PVC



► FJD-G015

上下罩：圆形切角钢板烤漆，亚克力透光
 观光壁：安全夹胶玻璃
 装饰顶：钢板烤漆框架，亚克力透光及筒灯照明
 轿厢壁：发纹不锈钢
 扶手：不锈钢单管
 地板：PVC

Upper / lower cover: Round corner-cut steel plate baked enamel, acrylic light-emitting
 Observation wall: Safety laminated glass
 Decoration top: Steel plate baked enamel frame, acrylic light-emitting and down lamp
 Car wall: Hairline stainless steel
 Handrail: Stainless steel mono-tube
 Floor: PVC



► FJD-G016

上下罩：发纹不锈钢
 观光壁：安全夹胶玻璃
 装饰顶：发纹不锈钢，亚克力灯饰，筒灯
 轿厢壁：发纹不锈钢
 扶手：不锈钢圆管
 地板：PVC

Upper / lower cover: Hairline stainless steel
 Observation wall: Safety laminated glass
 Decoration top: Hairline stainless steel, acrylic lighting decoration, down lamp
 Car wall: Hairline stainless steel
 Handrail: Stainless steel mono-tube
 Floor: PVC



► FJD-G017

上下罩：钢板烤漆，亚克力灯饰
 观光壁：安全夹胶玻璃
 装饰顶：镜面不锈钢，亚克力拱形顶板，筒灯
 轿厢壁：发纹不锈钢板
 扶手：Φ38不锈钢管
 地板：PVC

Upper / lower cover: Steel plate baked enamel, acrylic lighting decoration
 Observation wall: Safety laminated glass
 Decoration top: Mirror stainless steel, acrylic arch top panel, down lamp
 Car wall: Hairline stainless steel panel
 Handrail: Φ38 stainless steel tube
 Floor: PVC



► FJD-G018

上下罩：钢板烤漆，亚克力灯饰
 观光壁：安全夹胶玻璃
 装饰顶：多层反光板辅以四周腰形透光孔，和有机灯柱的照明设计，光线柔和富立体层次感
 轿厢壁：夹层玻璃
 扶手：Φ38不锈钢管
 地板：PVC

Upper / lower cover: Steel plate baked enamel, acrylic lighting decoration
 Observation wall: Safety laminated glass
 Decoration top: Multi-ply reflection of light panel is supplemented with four-side waist light-emitting holes, lighting design of organic light pole, soft 3D light
 Car wall: Laminated glass
 Handrail: Φ38 stainless steel tube
 Floor: PVC



► FJD-G019

上下罩：钢板烤漆，亚克力灯饰
 观光壁：安全夹胶玻璃
 装饰顶：镜面不锈钢，亚克力灯饰
 轿厢壁：夹层玻璃
 扶 手：Φ38不锈钢管
 地 板：PVC

Upper / lower cover: Steel plate baked enamel , acrylic lighting decoration
 Observation wall: Safety laminated glass
 Decoration top: Mirror stainless steel , acrylic lighting decoration
 Car wall: Laminated glass
 Handrail: Φ38 stainless steel tube
 Floor: PVC



► FJD-G020

上下罩：发纹不锈钢
 观光壁：安全夹层钢化玻璃
 装饰顶：钢板烤漆
 轿厢壁：发纹不锈钢
 扶 手：不锈钢圆管落地
 地 板：PVC

Upper / lower cover: Hairline stainless steel
 Observation wall: Safety laminated toughened glass
 Decoration top: Steel plate baked enamel
 Car wall: Hairline stainless steel
 Handrail: Floor tybe stainless steel round tube
 Floor: PVC



► FJD-G021

上下罩：钢板喷涂
 观光壁：安全夹胶玻璃
 装饰顶：发纹不锈钢，亚克力灯饰
 轿厢壁：安全夹胶玻璃
 扶 手：不锈钢圆扶手
 地 板：PVC

Upper / lower cover: Painted steel plate
 Observation wall: Safety laminated glass
 Decoration top: Hairline stainless steel , acrylic lighting decoration
 Car wall: Safety laminated glass
 Handrail: Stainless steel round handrail
 Floor: PVC



► FJD-G022

上下罩：发纹不锈钢
 观光壁：安全夹胶玻璃
 装饰顶：镜面不锈钢，亚克力透光，LED筒灯
 轿厢壁：镜面不锈钢及安全夹层玻璃
 扶 手：镜面圆管扶手
 地 板：PVC

Upper / lower cover: Mirror stainless steel
 Observation wall: Safety laminated glass
 Decoration top: Hairline stainless steel , acrylic lighting decoration
 Car wall: Mirror stainless steel , safety laminated glass
 Handrail: Mirror stainless steel hairline panel
 Floor: PVC

FREIGHT ELEVATOR CAR DECORATION

载货电梯轿厢装潢



► FJD-Z001

吊顶: 喷涂钢板 轿壁/轿门: 喷涂钢板
 照明: 节能灯 开门方式: 旁开式 地板: 花纹钢板
 Ceiling: Paint steel 轿壁/轿门: Paint steel
 Illumination: Energy-saving light
 Door opening mode: Side opening
 Floor: Checkered plate




► FJD-Z002

吊顶: 发纹不锈钢 轿壁/轿门: 发纹不锈钢
 照明: 节能灯 开门方式: 中分双折式 地板: 花纹钢板
 Ceiling: Hairline stainless steel
 Car wall/Car Door: Hairline stainless steel
 Illumination: Energy-saving light
 Door opening mode: Center-opening & double folded type
 Floor: Checkered plate


BED ELEVATOR CAR DECORATION

医用电梯轿厢装潢



► FJD-B001


吊顶: 喷涂钢板, LED照明
 轿壁: 发纹不锈钢
 扶手: 双扁形不锈钢
 地板: PVC
 Car top: Paint steel, LED lighting
 Car wall: Hairline stainless steel
 Handrail: Double flat stainless steel
 Floor: PVC



► FJD-B002

吊顶: 喷涂钢板, LED照明, 筒灯
 轿壁: 发纹不锈钢
 扶手: 双扁形不锈钢
 地板: PVC
 Car top: Paint steel, LED lighting, downlight
 Car wall: Hairline stainless steel
 Handrail: Double flat stainless steel
 Floor: PVC

OPERATION PANDEL
SERIES
操纵箱系列



FJD-C001
(选配 Optional)



FJD-CW001



FJD-CW001-1



FJD-C002
(选配 Optional)



FJD-CW002



FJD-C005
(选配 Optional)



FJD-CW005



FJD-CW005-1
无底盒召唤
No bottom box calling



FJD-C006
(选配 Optional)



FJD-CW006



FJD-CW006-1
无底盒召唤
No bottom box calling



FJD-C004
(选配 Optional)



FJD-CW004



FJD-C003
(选配 Optional)



FJD-CW003



4.6寸
4.6inch



7寸
7inch



10.4寸
10.4inch



12寸
12inch



16寸
16inch


CEILING SERIES

吊顶系列




▲ FJD-C001

镜面不锈钢, 亚克力
Mirror stainless steel, acrylic



▲ FJD-C002

镜面不锈钢, 亚克力
Mirror stainless steel, acrylic




▲ FJD-C003

不锈钢框架, 配白色亚克力透光
Stainless steel side frame, soft lighting design of arch white light-emitting panel



▲ FJD-C004

镜面不锈钢, 亚克力, LED筒灯
Stainless steel, acrylic, LED downlight



▲ FJD-C005

白色拱形透光板和不锈钢镜面框架辅以条状灯饰
White arch light-emitting panel, stainless steel mirror frame, strip light decoration



▲ FJD-C007

不锈钢边框加拱形白色透光板的柔光照明设计
Stainless steel side frame, soft lighting design of arch white light-emitting panel



▲ FJD-C009

不锈钢框架, 配白色亚克力透光
Mirror stainless steel, acrylic




▲ FJD-C006

圆柱形中空透明灯柱, 拱形白色透光板的柔光照明设计
The cylindrical hollow transparent lamp, soft lighting design with arched white transparent plate



▲ FJD-C008

发纹不锈钢框架, 白色透光板, 筒灯
Hairline stainless steel frame, white transparent board, downlight



▲ FJD-C010

多层反光板辅以金色筒灯的柔光照明设计
Soft lighting design of multilayer reflector with golden downlight



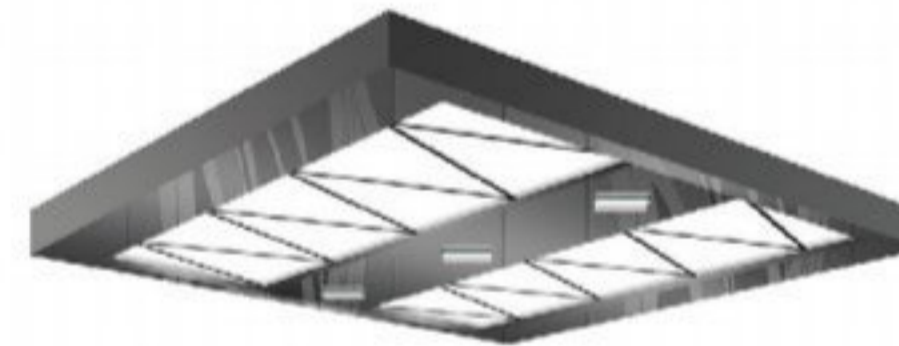
▲ FJD-C011

宽幅影像拱顶的柔光照明设计
Soft lighting design of wide image dome



▲ FJD-C012

中间乳白亚克力柱加金色筒灯的柔光照明设计
Soft lighting design of middle column and the golden white acrylic lamp




▲ FJD-C014

影像平顶加中部中空菱形透明灯柱的柔光照明设计
Mirror stainless steel, acrylic



▲ FJD-C016

中部是影像拱顶, 两侧为不锈钢底板上辅以筒灯的柔光照明设计
The middle image roof, both sides for soft illumination design of stainless steel floor with downlight



▲ FJD-C018

在钢板喷涂底板上辅以金色筒灯与桥壁辉映
中间部分是拱形白色有机透明板的柔光照明设计
In the spraying steel plate floor with golden bridge wall shine tube lamp and the middle part is soft lighting design of the arch white organic transparent plate



▲ FJD-C013

中部是影像拱顶, 两侧为不锈钢底板上辅以筒灯的柔光照明设计
The middle image roof, both sides for soft illumination design of stainless steel floor with downlight




▲ FJD-C015

垂直式方形影像主体灯板与筒灯结合的柔光照明设计
Hanging lamp board and soft lighting design with square image subject downlight



▲ FJD-C017

菱形中空透明灯柱, 加拱形白色透光板的柔光照明设计
Diamond hollow transparent light pole, soft lighting design of arch white light-emitting panel



▲ FJD-C019

圆柱形中空透明灯柱，加拱形白色透光板的柔光照明设计
Cylindrical hollow transparent light pole, soft lighting design of arch white light-emitting panel



▲ FJD-C021

发纹不锈钢框架，拱形顶板加条开灯饰
Steel plate plastic-jet frame, acrylic lighting decoration



▲ FJD-C023

中间是影像平顶，两侧为不锈钢底板上辅以筒灯的柔光照明设计
The middle image is flat on both sides, for soft illumination design of stainless steel floor with downlight




▲ FJD-C020

影像拱顶加两侧菱形中空透明灯柱的柔光照明设计
Soft lighting design and image roof on both sides of rhombic hollow transparent lamp post




▲ FJD-C022

中部是影像拱顶，两侧为不锈钢底板上辅以筒灯的柔光照明设计（图像可客户提供）
The middle image roof, both sides for soft illumination design of stainless steel floor with downlight (image can provide)



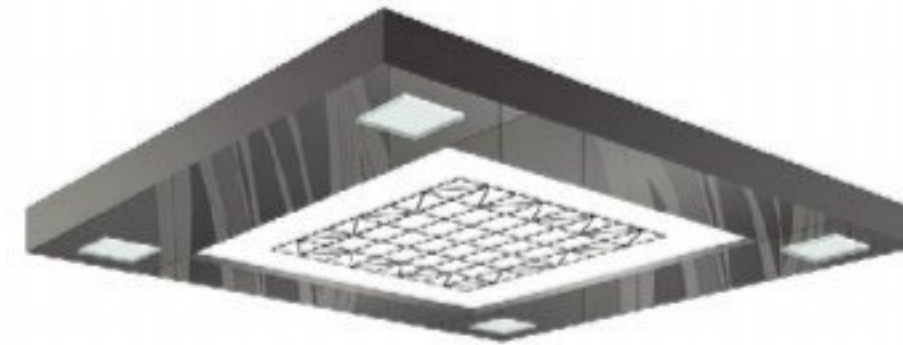
▲ FJD-C024

中部是影像拱顶，两侧为不锈钢底板上辅以筒灯的柔光照明设计（图像可客户提供）
The middle image roof, both sides for soft illumination design of stainless steel floor with downlight (image can provide)



▲ FJD-C025

中部是影像拱顶，两侧为不锈钢底板上辅以筒灯的柔光照明设计（图像可客户提供）
The middle image roof, both sides for soft illumination design of stainless steel floor with downlight (image can provide)



▲ FJD-C026

中部是影像平顶，不锈钢底板上辅以中空菱形透明灯柱的柔光照明设计
The middle image is flat, soft lighting design of stainless steel floor with hollow diamond transparent lamp



▲ FJD-C028

双拱形白色有机透光板，加中部菱形透明灯柱的柔光照明设计
Double-arch white organic light-shade panel, central soft lighting design of diamond transparent light pole




▲ FJD-C030

不锈钢框架，中间拱形亚克力灯饰
Stainless steel frame, central arch acrylic lighting decoration



▲ FJD-C032

双拱形白色有机透光板，加中部筒灯的柔光照明设计
Double-arch white organic light-emitting panel, central soft lighting design of down lamp



▲ FJD-C027

宽幅拱形白色透光板的柔光照明设计
Soft lighting design of broad arch white light-emitting panel



▲ FJD-C029

钢板喷漆框架，配白色亚克力透光
painted steel plate frame, white acrylic light-emitting



▲ FJD-C031

钢板喷漆灯箱，配筒灯照明
Painted steel plate light-box, down lamp lighting

LANDING DOOR
SERIES
厅门系列



FJD-M001
镜面、发纹
Mirror, hairline



FJD-M002
镜面、发纹
Mirror, hairline



FJD-M003
镜面、蚀刻
Mirror, etching



FJD-M004
镜面、蚀刻
Mirror, etching



FJD-M005
镜面、蚀刻
Mirror, etching



FJD-M006
镜面、蚀刻
Mirror, etching



FJD-M007
镜面、蚀刻
Mirror, etching




FJD-M008
镜面、发纹、蚀刻
Mirror, hairline, etching



FJD-M009
镜面、蚀刻
Mirror, etching



FJD-M013
镜面、蚀刻、和纹
Mirror, etching, irregular grain




FJD-M014
发纹、蚀刻、钛金
Hairline, etching, titanium



FJD-M015
镜面、蚀刻、发纹、和纹、钛金
Mirror, etched, hairline,
Irregular grain, titanium gold



FJD-M010
镜面、蚀刻
Mirror, etching



FJD-M011
镜面、蚀刻
Mirror, etching



FJD-M012
镜面、蚀刻
Mirror, etching



FJD-M016
蚀刻、发纹、钛金
Etched, hairline, titanium gold



FJD-M017
镜面、蚀刻
Mirror, etching



FJD-M018
镜面、蚀刻、发纹
Mirror, etching, hairline



FJD-M019
镜面、蚀刻
Mirror, etching



FJD-M020
镜面、蚀刻、发纹
Mirror, etching, hairline



FJD-M021
镜面、蚀刻、发纹
Mirror, etching, hairline



FJD-M025
镜面、蚀刻
Mirror, etching



FJD-M026
镜面、蚀刻、发纹
Mirror, etching, hairline



FJD-M027
蚀刻、发纹
Etching, hairline



FJD-M022
镜面、蚀刻、发纹
Mirror, etching, hairline



FJD-M023
镜面、蚀刻、发纹
Mirror, etching, hairline



FJD-M024
镜面、蚀刻、发纹
Mirror, etching, hairline



FJD-M028
镜面、蚀刻、发纹
Mirror, etching, hairline



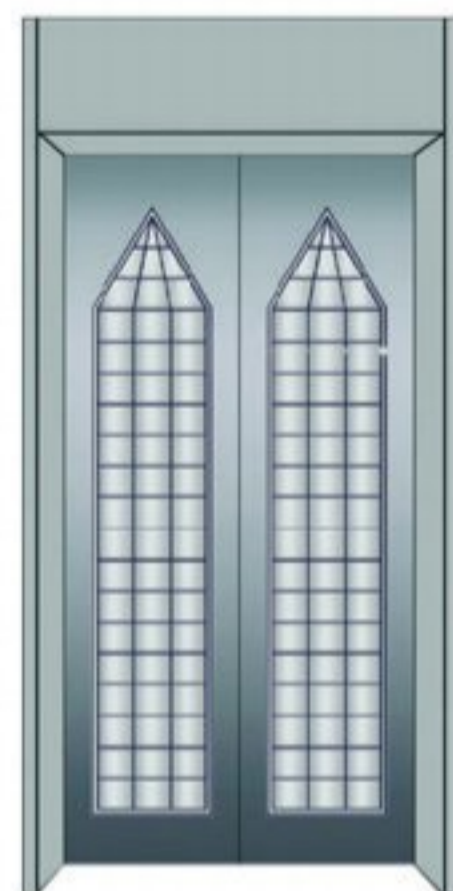
FJD-M029
镜面、蚀刻、发纹
Mirror, etching, hairline




FJD-M030
镜面、蚀刻
Mirror, etching



FJD-M031
发纹、蚀刻
Hairline, etching



FJD-M032
发纹、蚀刻
Hairline, etching



FJD-M033
镜面、蚀刻
Mirror, etching



FJD-M034
镜面、发纹、蚀刻
Mirror, hairline, etching



FJD-M039
发纹、蚀刻
Hairline, etching



FJD-M040
镜面、蚀刻、和纹
Mirror, etched, irregular grain



FJD-M041
镜面、蚀刻、和纹
Mirror, etched, irregular grain



FJD-M042
镜面、蚀刻
Mirror, etched



FJD-M035
镜面、发纹、蚀刻
Mirror, hairline, etching



FJD-M036
镜面、蚀刻
Mirror, etched



FJD-M037
发纹、蚀刻
Hairline, etching



FJD-M038
发纹、蚀刻
Hairline, etching



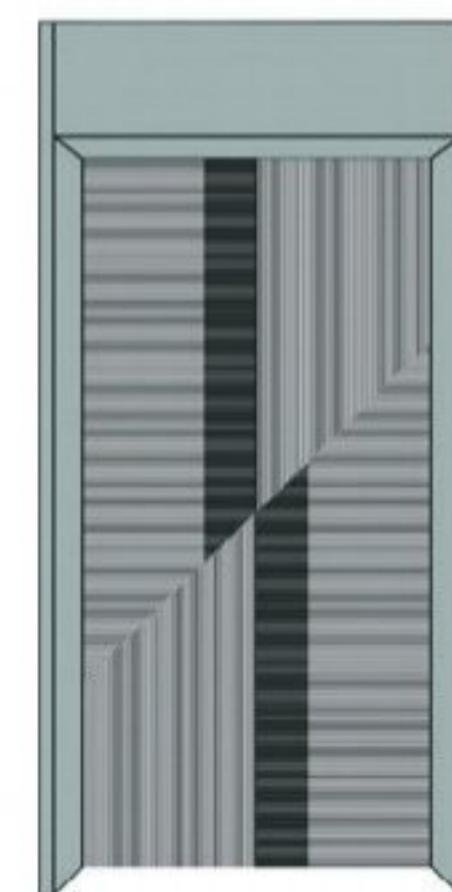
FJD-M043
发纹、蚀刻
Hairline, etching




FJD-M044
发纹、蚀刻
Hairline, etching



FJD-M045
镜面、蚀刻
Mirror, etched



FJD-M046
发纹、蚀刻
Hairline, etching




FJD-M047
发纹、蚀刻
Hairline, etching



FJD-M048
发纹、蚀刻
Hairline, etching



FJD-M049
钛金、镜面、蚀刻
Titanium gold, mirror, etched



FJD-M050
钛金、镜面、蚀刻
Titanium gold, mirror, etched



FJD-M055
钛金、镜面、蚀刻
Titanium gold, mirror, etched




FJD-M056
钛金、镜面、蚀刻
Titanium gold, mirror, etched



FJD-M057
钛金、镜面、蚀刻
Titanium gold, mirror, etched



FJD-M058
钛金、镜面、蚀刻
Titanium gold, mirror, etched



FJD-M051
钛金、镜面、蚀刻、发纹、和纹
titanium, mirror, etched, hairline, irregular grain



FJD-M052
钛金、镜面、蚀刻
Titanium gold, mirror, etched



FJD-M053
钛金、镜面、蚀刻
Titanium gold, mirror, etched



FJD-M054
钛金、镜面、蚀刻
Titanium gold, mirror, etched



FJD-M059
钛金、镜面、蚀刻
Titanium gold, mirror, etched




FJD-M060
钛金、镜面、蚀刻
Titanium gold, mirror, etched



FJD-M061
钛金、镜面、蚀刻
Titanium gold, mirror, etched



FJD-M062
钛金、镜面、蚀刻
Titanium gold, mirror, etched



FJD-M063

钛金、镜面、蚀刻
Titanium gold, mirror, etched




FJD-M064

钛金、镜面、蚀刻
Titanium gold, mirror, etched



FJD-M065

钛金、镜面、蚀刻
Titanium gold, mirror, etched



FJD-M066

钛金、镜面、蚀刻
Titanium gold, mirror, etched



FJD-M071

钛金、镜面、蚀刻、和纹
Titanium, mirror, etching, irregular grain



FJD-M072

钛金、镜面、蚀刻、和纹
Titanium, mirror, etching, irregular grain




FJD-M073

玫瑰金、蚀刻
Rose gold, etching



FJD-M074

玫瑰金、蚀刻
Rose gold, etching



FJD-M067

钛金、蚀刻
Titanium gold, etching




FJD-M068

钛金、蚀刻
Titanium gold, etching




FJD-M069

钛金、蚀刻
Titanium gold, etching



FJD-M070

钛金、蚀刻
Titanium gold, etching



FJD-M075

玫瑰金、蚀刻
Rose gold, etching



FJD-M076

玫瑰金、蚀刻
Rose gold, etching



FJD-M077


玫瑰金、蚀刻
Rose gold, etching




FJD-M078

玫瑰金、蚀刻
Rose gold, etching


HANDRAIL SERIES
扶手系列




FJD-F001 不锈钢管亚光发纹
Stainless steel tube matte hairline 规格 (mm)
Φ 51x1000



FJD-F002 钛金亚光发纹单管
Titanium gold matte hairline mono-tube 规格 (mm)
Φ 51x1000



FJD-F003 不锈钢管镜面双联组合
Double combination of mirror and stainless steel tube 规格 (mm)
Φ 51x1000



FJD-F004 不锈钢管钛金双联组合
Double combination of titanium gold and stainless steel tube 规格 (mm)
Φ 51x1000




FJD-F005 不锈钢管镜面三联组合
Triple combination of stainless steel tube mirror 规格 (mm)
Φ 51x1000




FJD-F006 不锈钢管钛金三联组合
Triple combination of titanium gold stainless steel tube 规格 (mm)
Φ 51x1000



FJD-F007 不锈钢管镜面、钛金组合
Combination of titanium gold and stainless steel tube mirror 规格 (mm)
Φ 51x1000




FJD-F008 原木、钛金组合
Combination of log and titanium gold 规格 (mm)
Φ 51x1000



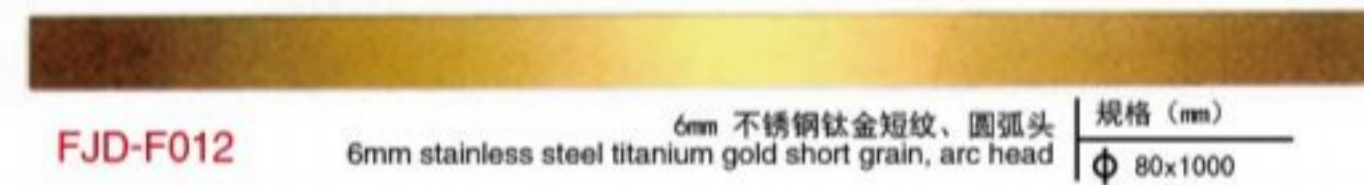
FJD-F009 原木
Log 规格 (mm)
Φ 51x1000



FJD-F010 有机柱扶手
Organic column handrail 规格 (mm)
Φ 51x1000




FJD-F011 6mm 不锈钢短纹、圆弧头
6mm stainless steel short grain, arc head 规格 (mm)
Φ 80x1000



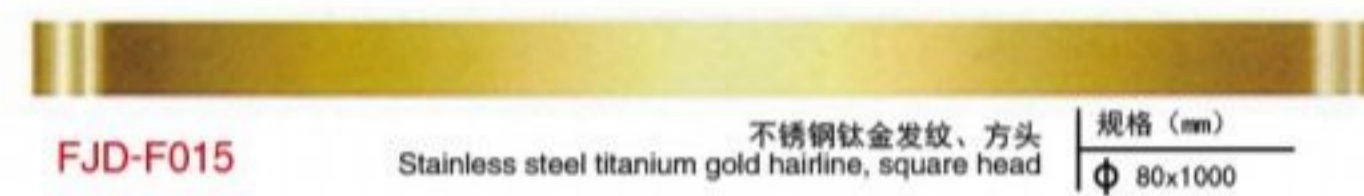
FJD-F012 6mm 不锈钢钛金短纹、圆弧头
6mm stainless steel titanium gold short grain, arc head 规格 (mm)
Φ 80x1000



FJD-F013 6mm 不锈钢钛金短纹、蚀刻、圆弧头
6mm stainless steel titanium gold short grain, etched, arc head. 规格 (mm)
Φ 80x1000



FJD-F014 不锈钢短纹、方头
Stainless steel short grain, square head 规格 (mm)
Φ 51x1000



FJD-F015 不锈钢钛金发纹、方头
Stainless steel titanium gold hairline, square head 规格 (mm)
Φ 80x1000



FJD-F016 发纹板方扶手
Hairline panel square handrail 规格 (mm)
Φ 80x1000



FJD-F017 红木麻花
Annatto twist 规格 (mm)
Φ 51x1000



FJD-F018 大理石扶手
Marble handrail 规格 (mm)
Φ 51x1000



FJD-F019 椭圆形木、钛金组合扶手
Oval wooden and titanium gold combined handrail 规格 (mm)
Φ 51x1000

FLOOR SERIES
地板系列



FJD-D007




FJD-D008



FJD-D009




FJD-D001



FJD-D002



FJD-D003



FJD-D010




FJD-D011



FJD-D012



FJD-D004



FJD-D005




FJD-D006



FJD-D013



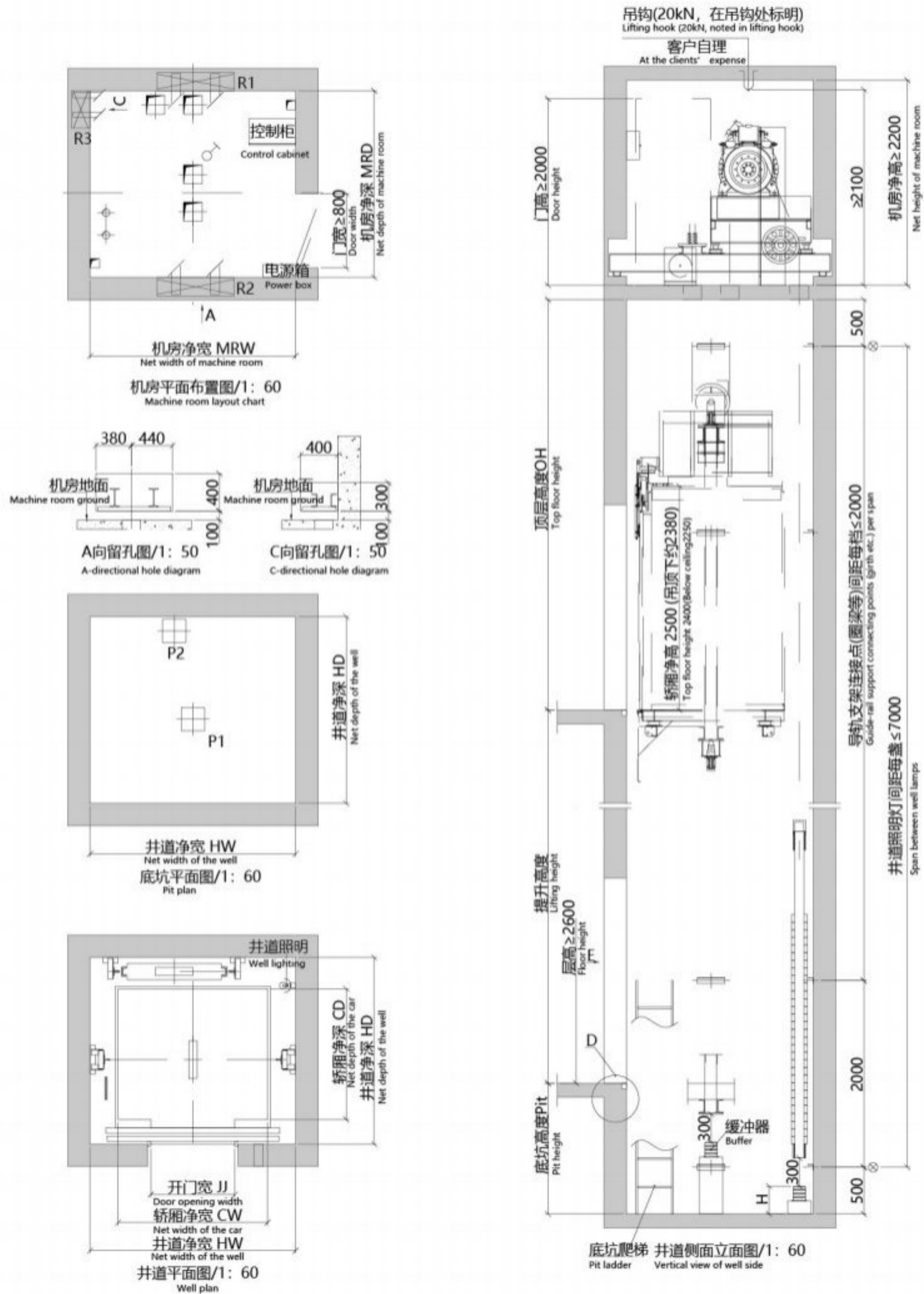
FJD-D014



FJD-D015

SMALL MACHINE ROOM PASSENGER ELEVATOR CONSTRUCTION SKETCH

小机房乘客电梯土建图

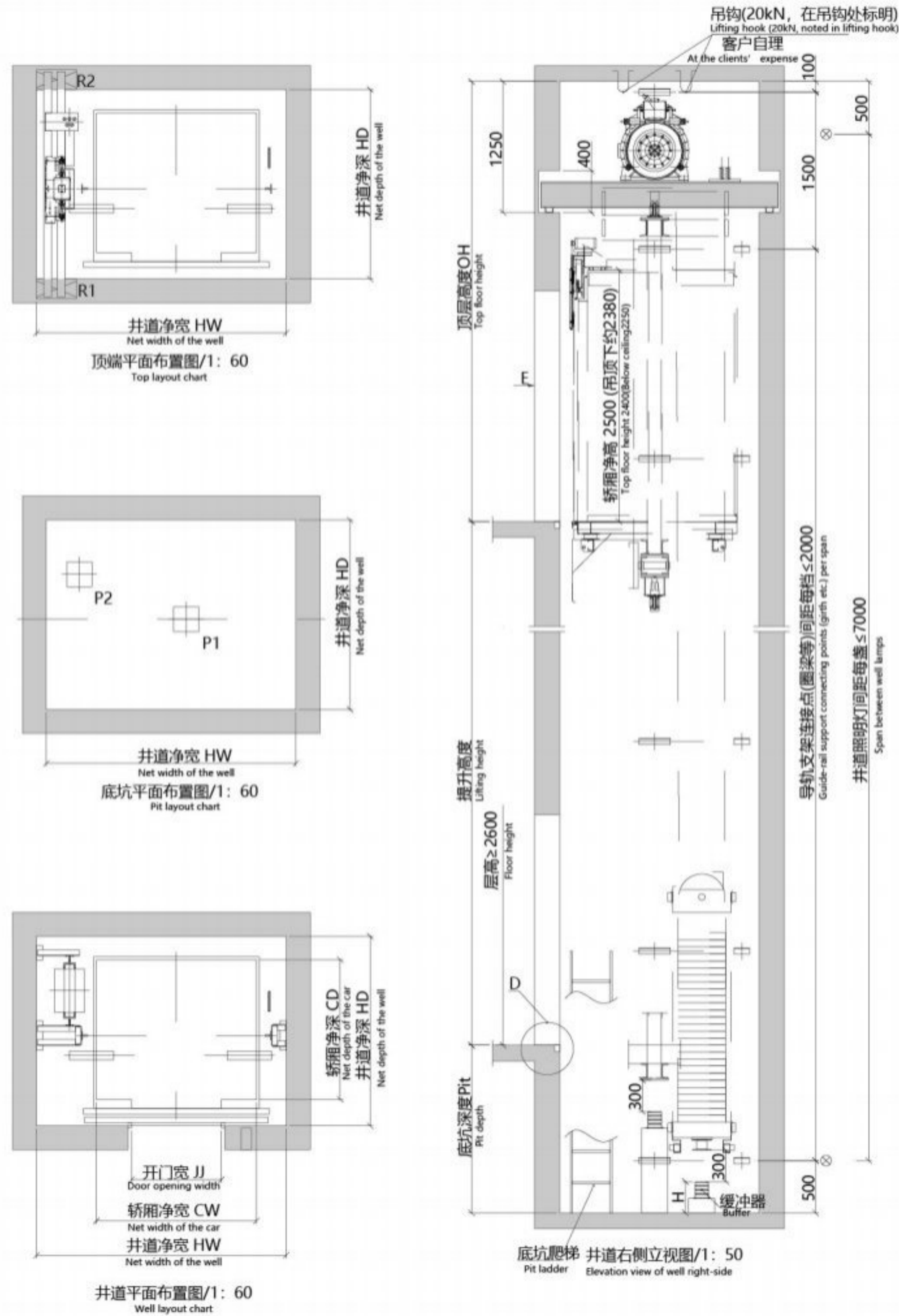


型号 Model	载重 Load KG	载客 Passage NO.	速度 speed m/s	轿厢规格 (mm) Car specification CWxCD	开门尺寸 (mm) Door opening size JxOPH	井道尺寸 (mm) Well size HWxHD	机房尺寸 (mm) Machine room size MRWxMRD	底坑深度 (mm) Pit depth Pit	顶层高度 (mm) Top floor height OH	功率 Power	作用力 (N) Acting force				
											R1	R2	R3	P1	P2
TKJ450/1.0	450	6	1	1100x1100	700x2100	1700x1700	1700x1700	1400	4500	3.2	28800	17200	1900	44000	35000
TKJ450/1.5			1.5					1500	4600	4.9					
TKJ630/1.0	630	8	1	1400x1100	800x2100	2000x1700	2000x1700	1400	4500	4.3	35200	21800	4300	58000	45600
TKJ630/1.5			1.5					1500	4600	6.4					
TKJ630/1.75			1.75					1600	4700	7.5					
TKJ800/1.0	800	10	1	1400x1350	800x2100	2000x2000	2000x2000	1400	4500	5.4	44800	27400	5400	72000	56000
TKJ800/1.5			1.5					1500	4600	8.1					
TKJ800/1.75			1.75					1600	4700	9.4					
TKJ1000/1.0	1000	13	1	1600x1400	900x2100	2200x2000	2200x2000	1400	4500	6.7	53400	32200	6000	88000	68000
TKJ1000/1.5			1.5					1500	4600	10					
TKJ1000/1.75			1.75					1600	4700	11.7					
TKJ1150/1.0	1150	15	1	1900x1400	1000x2100	2500x2100	2500x2100	1400	4600	7.8	55600	36300	7800	98000	75000
TKJ1150/1.5			1.5					1500	4700	11.7					
TKJ1150/1.75			1.75					1600	4800	13.6					
TKJ1250/1.0	1250	16	1	1900x1500	1100x2100	2500x2200	2500x2200	1400	4600	8.5	60400	39400	8500	106000	81000
TKJ1250/1.5			1.5					1500	4700	12.7					
TKJ1250/1.75			1.75					1600	4800	14.9					
TKJ1350/1.0	1350	18	1	1900x1600	1100x2100	2500x2300	2500x2300	1400	4600	9.2	67200	43400	8700	114000	87000
TKJ1350/1.5			1.5					1500	4700	13.8					
TKJ1350/1.75			1.75					1600	4800	16.1					
TKJ1600/1.0	1600	21	1	2000x1750	1200x2100	2600x2450	2600x2450	1400	4600	11	73600	47600	9600	128000	96000
TKJ1600/1.5			1.5					1500	4700	16.6					
TKJ1600/1.75			1.75					1600	4800	19.4					

(本资料仅供设计选用参考, 详细参数以技术图纸为准。)
 注: 如若超出上述范围的规格, 请与德曼电梯公司联系。
 (The data is for design reference only. Regarding detailed parameters, please take technical drawing as criterion.)
 Note: If specification exceeds above range, please contact DEMAN Elevator Company.

MACHINE ROOM-LESS PASSENGER ELEVATOR CONSTRUCTION SKETCH (ECONOMICAL)

无机房乘客电梯土建图(经济型)

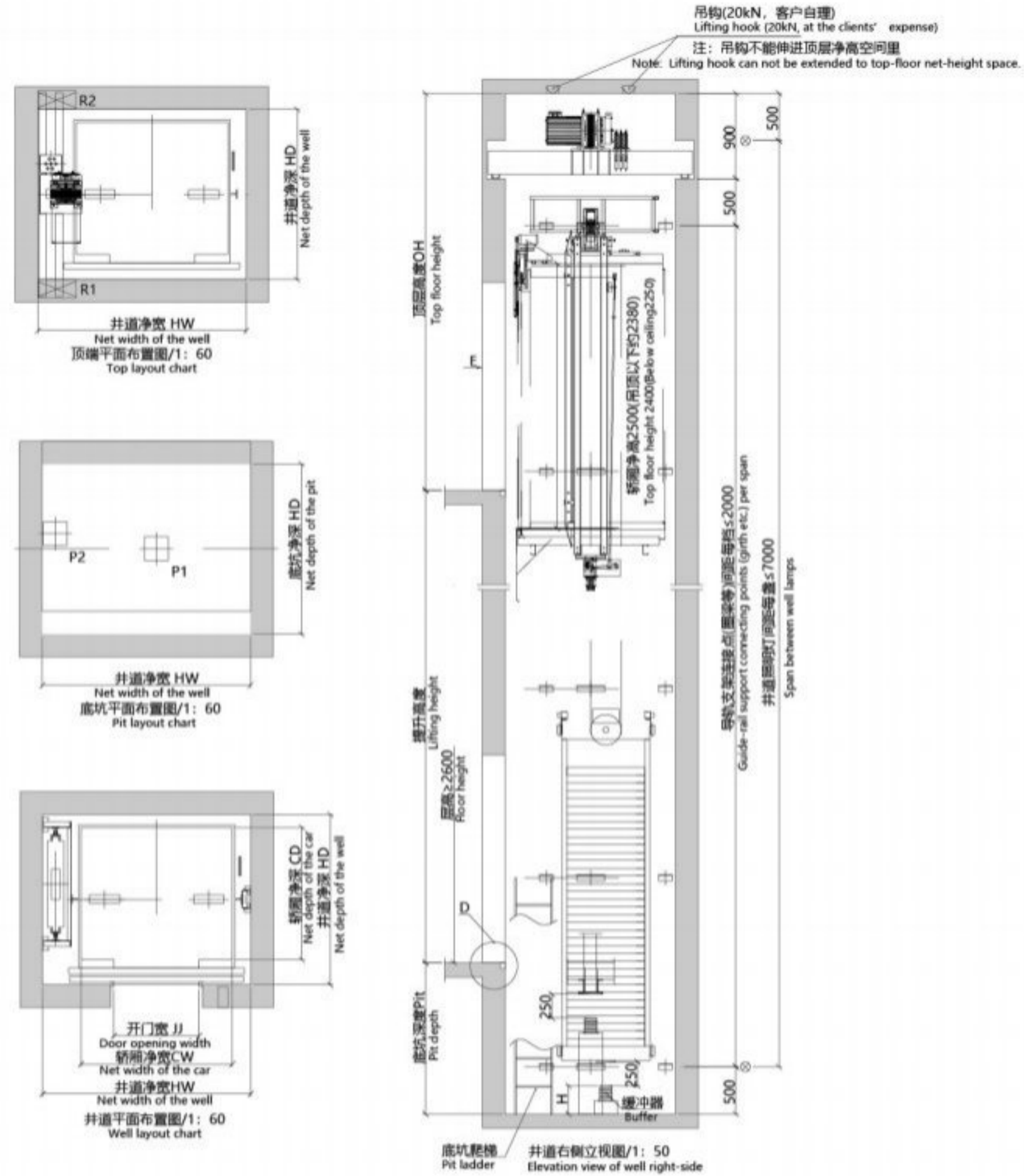


型号 Model	载重 Load KG	载客 Passenger NO.	速度 speed m/s	轿厢规格 (mm) Car specification CWxCD	开门尺寸 (mm) Door opening size JJxOPH	井道尺寸 (mm) Well size HWxHD	底坑深度 (mm) Pit depth Pit	顶层高度 (mm) Top floor height OH	功率 Power	作用力 (N) Acting force			
										R1	R2	P1	P2
TKJW450/1.0	450	6	1	1100x1100	700x2100	2000x1700	1600	4300	3.2	16500	21000	44000	35000
TKJW450/1.5			1.5				1700	4400	4.9				
TKJW630/1.0	630	8	1	1400x1100	800x2100	2300x1700	1600	4300	4.3	19800	26400	58000	45600
TKJW630/1.5			1.5				1700	4400	6.4				
TKJW630/1.75			1.75				1700	4400	7.5				
TKJW800/1.0	800	10	1	1400x1350	800x2100	2300x1800	1600	4300	5.4	25700	27100	72800	56000
TKJW800/1.5			1.5				1700	4400	8.1				
TKJW800/1.75			1.75				1700	4400	9.4				
TKJW1000/1.0	1000	13	1	1600x1400	900x2100	2500x1900	1600	4300	6.7	27400	39600	88000	68000
TKJW1000/1.5			1.5				1700	4400	10				
TKJW1000/1.75			1.75				1700	4400	11.7				
TKJW1150/1.0	1150	15	1	1900x1400	1000x2100	2800x2000	1600	4300	7.8	30400	43600	92000	75000
TKJW1150/1.5			1.5				1700	4400	11.7				
TKJW1150/1.75			1.75				1700	4400	13.6				
TKJW1250/1.0	1250	16	1	1900x1500	1100x2100	2900x2000	1600	4300	8.5	32200	46800	106000	81000
TKJW1250/1.5			1.5				1700	4400	12.7				
TKJW1250/1.75			1.75				1700	4400	14.9				
TKJW1350/1.0	1350	18	1	1900x1600	1100x2100	2900x2400	1600	4400	9.2	37600	46400	114000	87000
TKJW1350/1.5			1.5				1700	4500	13.8				
TKJW1350/1.75			1.75				1700	4500	16.1				
TKJW1600/1.0	1600	21	1	2000x1750	1200x2100	3000x2400	1600	4400	11	39600	56500	128000	96000
TKJW1600/1.5			1.5				1700	4500	16.6				
TKJW1600/1.75			1.75				1700	4500	19.4				

(本资料仅供设计选用参考, 详细参数以技术图纸为准。)
注: 如若超出上述范围的规格, 请与德曼电梯公司联系。
(The data is for design reference only. Regarding detailed parameters, please take technical drawing as criterion.)
Note: If specification exceeds above range, please contact DEMAN Elevator Company.

MACHINE ROOM-LESS PASSENGER ELEVATOR CONSTRUCTION SKETCH (COMPACT)

无机房乘客电梯土建图(紧凑型)



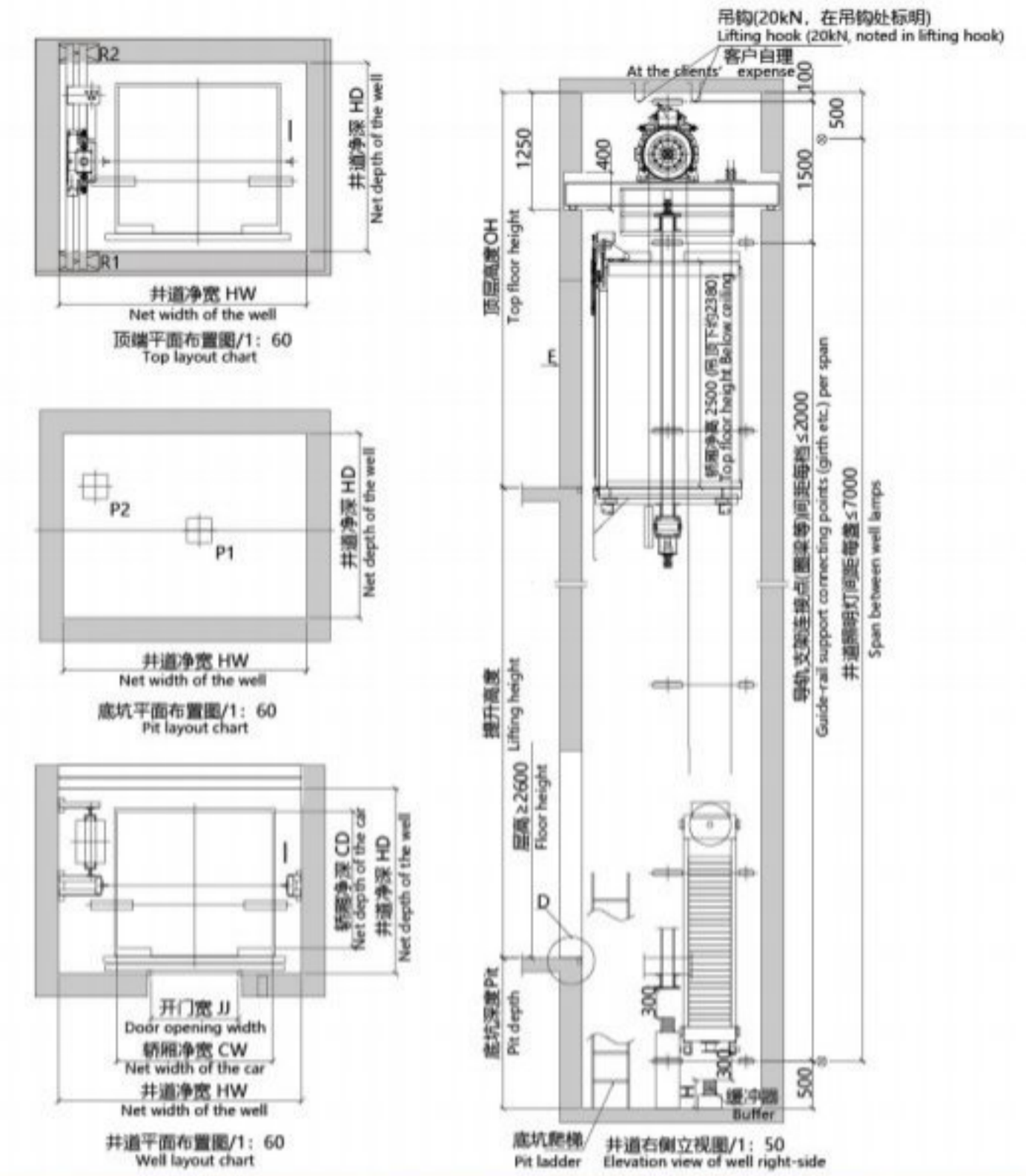
型号 Model	载重 Load KG	载客 Passenger NO.	速度 Speed m/s	轿厢规格 (mm) Car specification CWxCD	开门尺寸 (mm) Door opening size JxOPH	井道尺寸 (mm) Well size HWxHD	底坑深度 (mm) Pit depth Pit	顶层高度 (mm) Top floor height OH	功率 Power	作用力 (N) Acting force			
										R1	R2	P1	P2
TKJW630/1.0	630	8	1	1200x1350	700x2100	1850x1750	1500	4600	4.0	19800	26400	58000	45600
TKJW630/1.5			1600				4700	6.3					
TKJW630/1.75			1700				4800	7.3					
TKJW800/1.0	800	10	1	1400x1350	800x2100	2050x1750	1500	4600	5.4	25700	27100	72800	56000
TKJW800/1.5			1600				4700	8.1					
TKJW800/1.75			1700				4800	9.4					
TKJW1000/1.0	1000	13	1	1600x1400	900x2100	2250x1800	1500	4600	6.7	27400	39600	88000	68000
TKJW1000/1.5			1600				4700	10.1					
TKJW1000/1.75			1700				4800	11.8					

(本资料仅供设计选用参考, 详细参数以技术图纸为准。)
注: 如若超出上述范围的规格, 请与德曼电梯公司联系。

(The data is for design reference only. Regarding detailed parameters, please take technical drawing as criterion.)
Note: If specification exceeds above range, please contact DEMAN Elevator Company.

MACHINE ROOM-LESS OBSERVATION ELEVATOR CONSTRUCTION SKETCH (SQUARE)

无机房观光电梯土建图(方形)



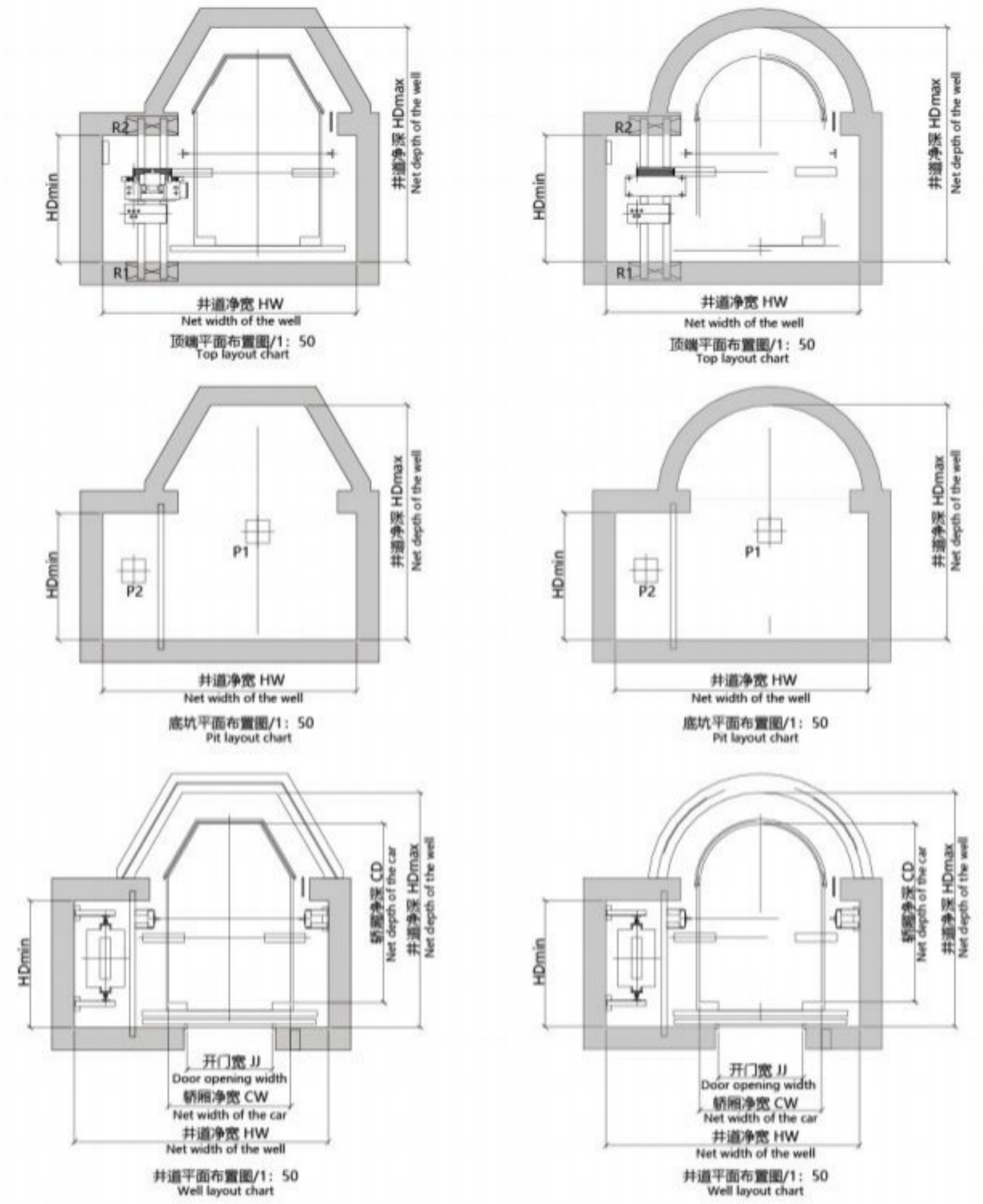
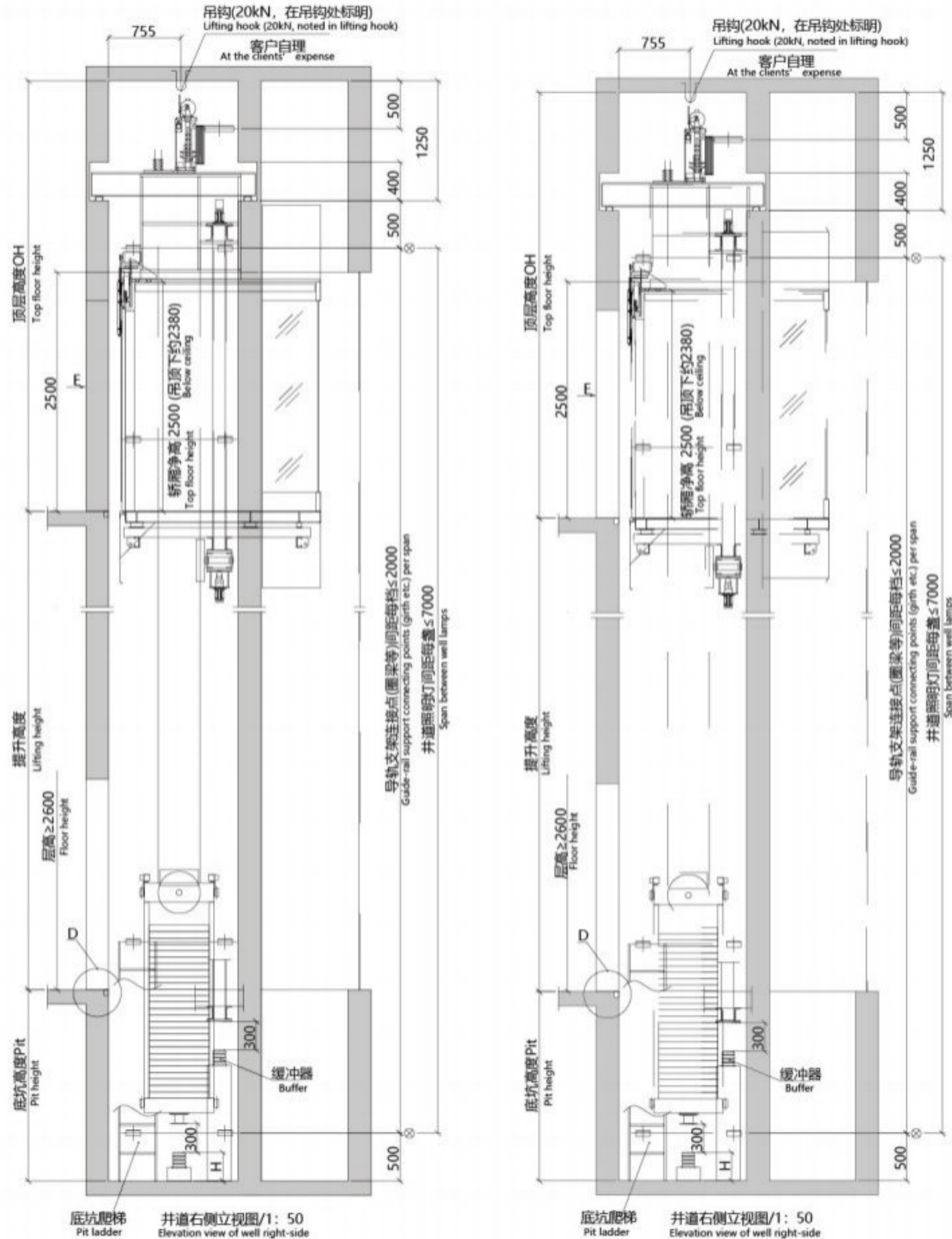
型号 Model	载重 Load KG	载客 Passenger NO.	速度 Speed m/s	轿厢规格 (mm) Car specification CWxCD	开门尺寸 (mm) Door opening size JxOPH	井道尺寸 (mm) Well size HWxHDmin-HDmax	底坑深度 (mm) Pit depth Pit	顶层高度 (mm) Top floor height OH	功率 Power	作用力 (N) Acting force			
										R1	R2	P1	P2
TGJW450/1.0	450	6	1	1100x1100	700x2100	2000x1700	1600	4600	3.2	16500	21000	44000	35000
TGJW450/1.5			1700				4700	4.9					
TGJW630/1.0	630	8	1	1200x1300	800x2100	2100x1800	1600	4600	4.3	19800	26400	58000	45600
TGJW630/1.5			1700				4700	6.4					
TGJW630/1.75			1700				4800	7.5					
TGJW800/1.0	800	10	1	1400x1350	800x2100	2300x1800	1600	4600	5.4	25700	27100	72800	56000
TGJW800/1.5			1700				4700	8.1					
TGJW800/1.75			1700				4700	9.4					
TGJW1000/1.0	1000	13	1	1600x1400	900x2100	2500x1900	1600	4600	6.7	27400	39600	88000	68000
TGJW1000/1.5			1700				4700	10					
TGJW1000/1.75			1700				4700	11.7					
TGJW1150/1.0	1150	15	1	1900x1400	1000x2100	2800x2000	1600	4600	7.8	30400	43600	92000	75000
TGJW1150/1.5			1700				4700	11.7					
TGJW1150/1.75			1700				4700	13.6					
TGJW1250/1.0	1250	16	1	1900x1500	1100x2100	2900x2000	1600	4600	8.5	32200	46800	106000	81000
TGJW1250/1.5			1700				4700	12.7					
TGJW1250/1.75			1700				4700	14.9					
TGJW1350/1.0	1350	18	1	1900x1600	1100x2100	2900x2400	1600	4600	9.2	37600	46400	114000	87000
TGJW1350/1.5			1700				4700	13.8					
TGJW1350/1.75			1700				4700	16.1					
TGJW1600/1.0	1600	21	1	2000x1750	1200x2100	3000x2400	1600	4600	11	39600	56500	128000	96000
TGJW1600/1.5			1700				4700	16.6					
TGJW1600/1.75			1700				4700	19.4					

(本资料仅供设计选用参考, 详细参数以技术图纸为准。)
注: 如若超出上述范围的规格, 请与德曼电梯公司联系。

(The data is for design reference only. Regarding detailed parameters, please take technical drawing as criterion.)
Note: If specification exceeds above range, please contact DEMAN Elevator Company.

MACHINE ROOM-LESS OBSERVATION ELEVATOR CONSTRUCTION SKETCH (ROUND/DIAMOND)

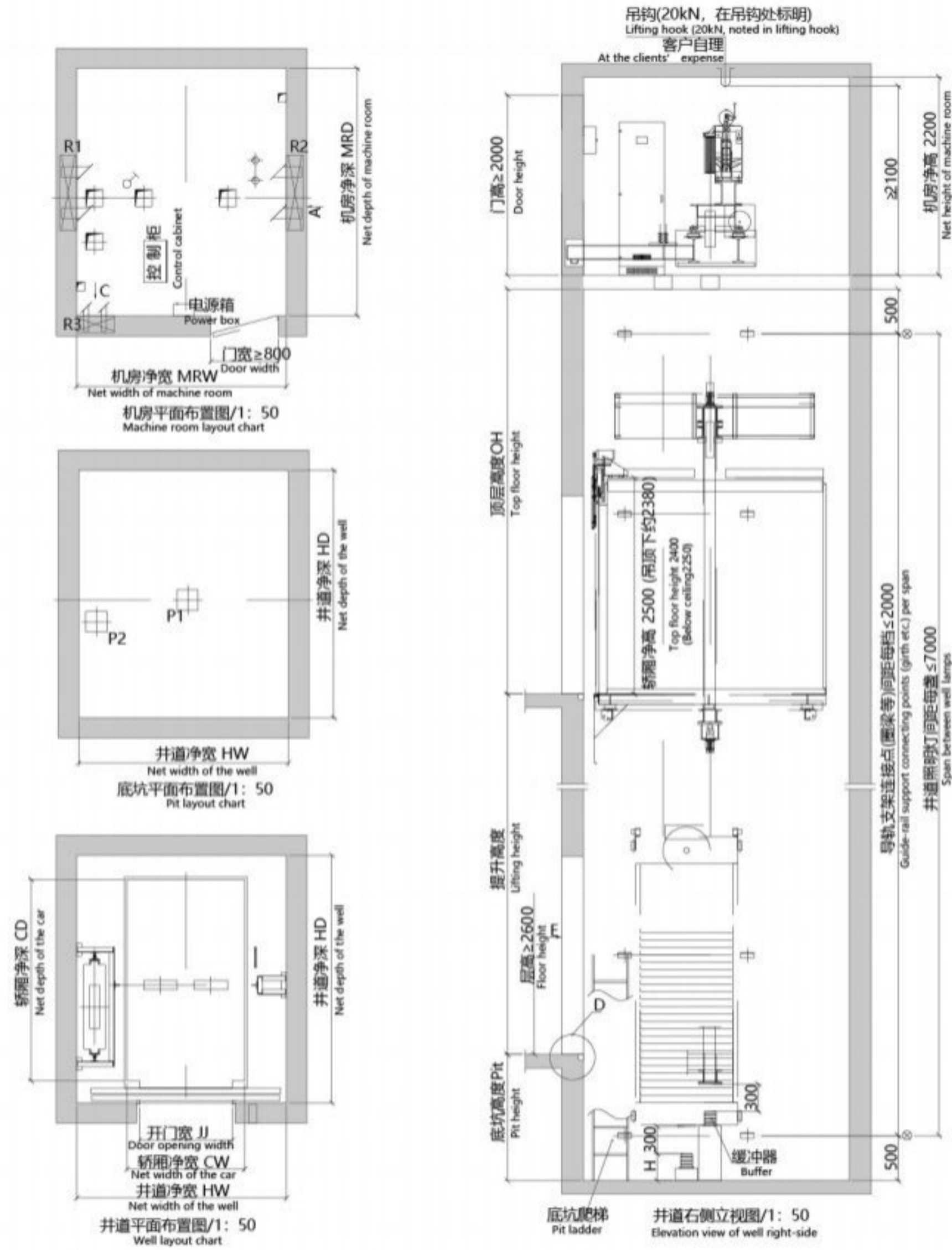
无机房观光电梯土建图(菱形、圆形)



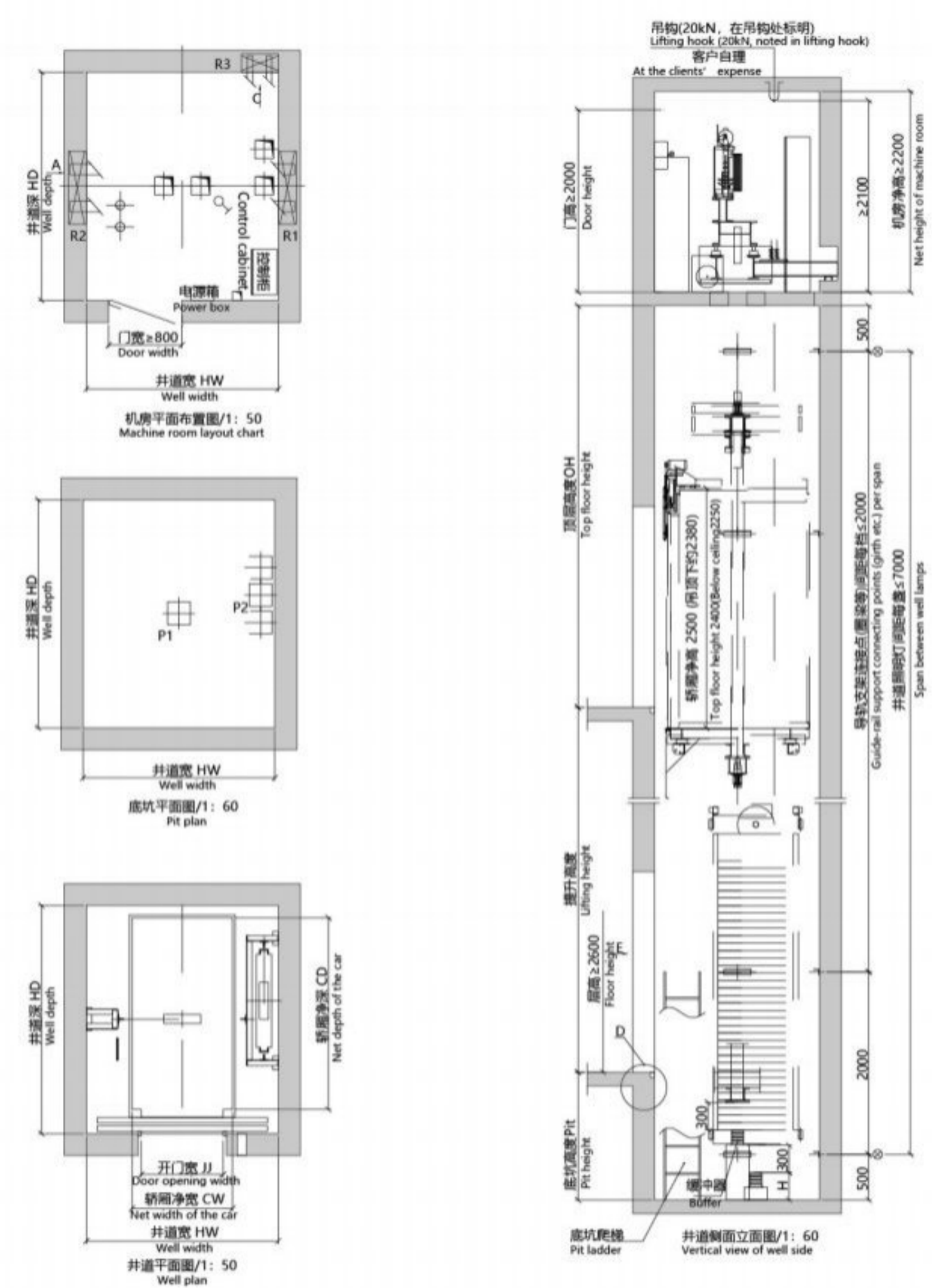
型号 Model	载重 Load KG	载客 Passenger NO.	速度 speed m/s	轿厢规格(mm) Car specification CWxCD	开门尺寸(mm) Door opening size JJxOPH	井道尺寸(mm) Well size HWxHDmin-HDmax	底坑深度(mm) Pit depth Pit	顶层高度(mm) Top floor height OH	功率 Power	作用力 (N) Acting force			
										R1	R2	P1	P2
TGW450/1.0	450	6	1	1000x1400	700x2100	2400x1050-2000	1800	4600	3.2	17600	22400	52000	41000
TGW450/1.5			1900				4700	4.9					
TGW630/1.0	630	8	1	1100x1600	800x2100	2500x1200-2200	1800	4600	4.3	21200	28800	65000	52000
TGW630/1.5			1900				4700	6.4					
TGW630/1.75			1900				4700	7.5					
TGW800/1.0	800	10	1	1200x1800	800x2100	2600x1300-2400	1800	4600	5.4	25200	35200	80000	64000
TGW800/1.5			1900				4700	8.1					
TGW800/1.75			1900				4700	9.4					
TGW1000/1.0	1000	13	1	1300x1900	900x2100	2700x1350-2500	1800	4600	6.7	29200	42800	96000	76000
TGW1000/1.5			1900				4700	10					
TGW1000/1.75			1900				4700	11.7					
TGW1600/1.0	1600	21	1	1700x2200	1100x2100	3100x1500-2800	1800	4600	11	36600	63400	136000	104000
TGW1600/1.5			1900				4700	16.6					
TGW1600/1.75			1900				4800	19.4					

(本资料仅供设计选用参考，详细参数以技术图纸为准。)
 注：如若超出上述范围的规格，请与德曼电梯公司联系。
 (The data is for design reference only. Regarding detailed parameters, please take technical drawing as criterion.)
 Note: If specification exceeds above range, please contact DEMAN Elevator Company.

HOSPITAL ELEVATOR CONSTRUCTION SKETCH 医用电梯土建图



STRETCHER ELEVATOR CONSTRUCTION SKETCH 担架电梯土建图



型号 Model	载重 Load KG	载客 Passenger NO.	速度 speed m/s	轿厢规格 (mm) Car specification CWxCD	开门尺寸 (mm) Door opening size JJxOPH	井道尺寸 (mm) Well size HWxHD	机房尺寸 (mm) Machine room size MRWxMRD	底坑深度 (mm) Pit depth Pit	顶层高度 (mm) Top floor height OH	功率 Power	作用力 (N) Acting force				
											R1	R2	R3	P1	P2
TBJ1600/1.0			1					1400	4600	11					
TBJ1600/1.5	1600	21	1.5	1400x2400	1100x2100	2500x2950	2500x2950	1500	4700	16.6	73600	47600	9600	128000	96000
TBJ1600/1.75			1.75					1600	4800	19.4					

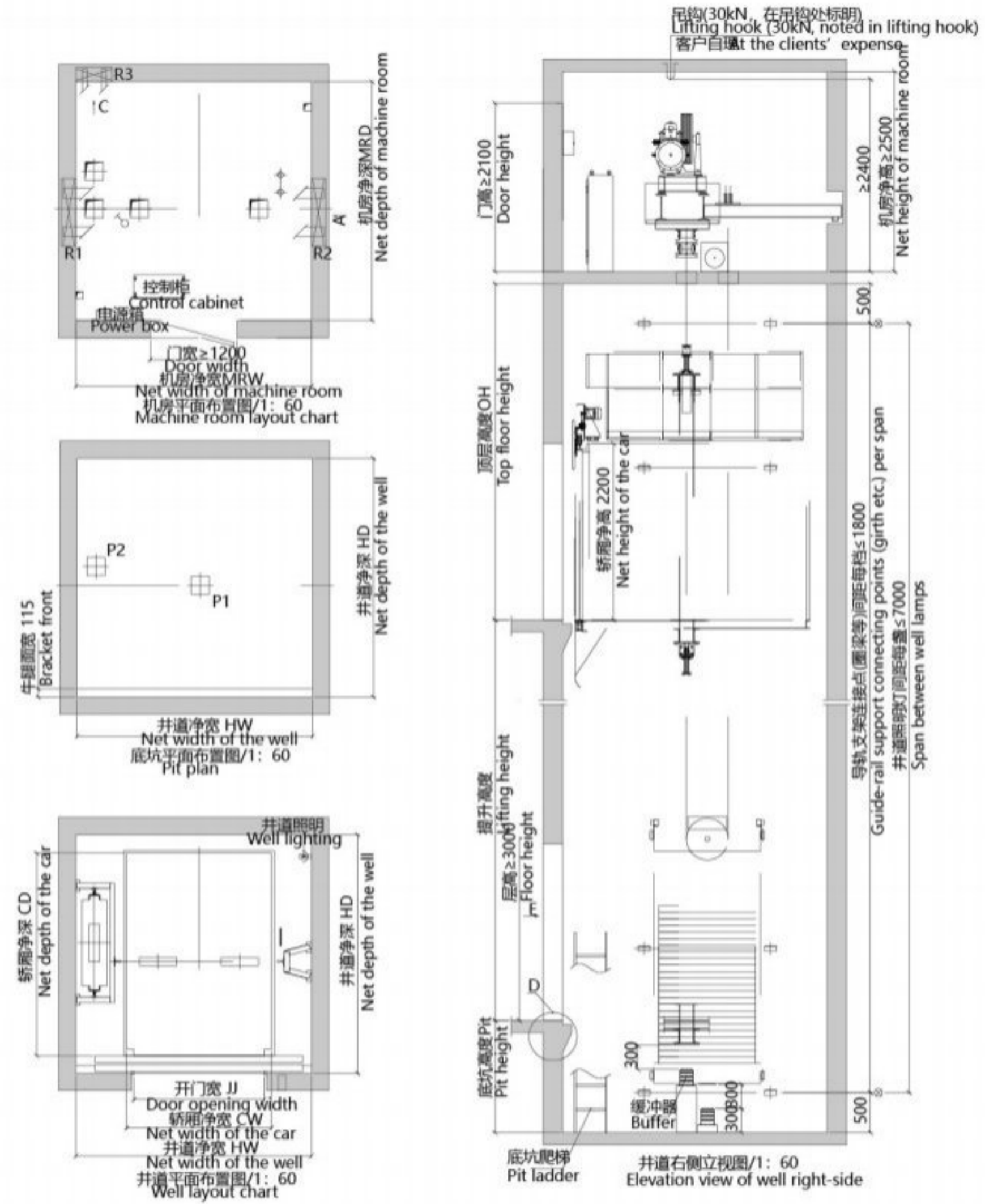
(本资料仅供设计选用参考, 详细参数以技术图纸为准。)
注: 如若超出上述范围的规格, 请与德曼电梯公司联系。
(The data is for design reference only. Regarding detailed parameters, please take technical drawing as criterion.)
Note: If specification exceeds above range, please contact DEMAN Elevator Company.

型号 Model	载重 Load KG	载客 Passenger NO.	速度 speed m/s	轿厢规格 (mm) Car specification CWxCD	开门尺寸 (mm) Door opening size JJxOPH	井道尺寸 (mm) Well size HWxHD	机房尺寸 (mm) Machine room size MRWxMRD	底坑深度 (mm) Pit depth Pit	顶层高度 (mm) Top floor height OH	功率 Power	作用力 (N) Acting force				
											R1	R2	R3	P1	P2
TKJ1000/1.0			1					1400	4500	6.7					
TKJ1000/1.5	1000	13	1.5	1100x2100	900x2100	2100x2500	2100x2500	1500	4600	10	53400	32200	6000	88000	68000
TKJ1000/1.75			1.75					1600	4700	11.7					

(本资料仅供设计选用参考, 详细参数以技术图纸为准。)
注: 如若超出上述范围的规格, 请与德曼电梯公司联系。
(The data is for design reference only. Regarding detailed parameters, please take technical drawing as criterion.)
Note: If specification exceeds above range, please contact DEMAN Elevator Company.

FREIGHT ELEVATOR CONSTRUCTION SKETCH

载货电梯土建图

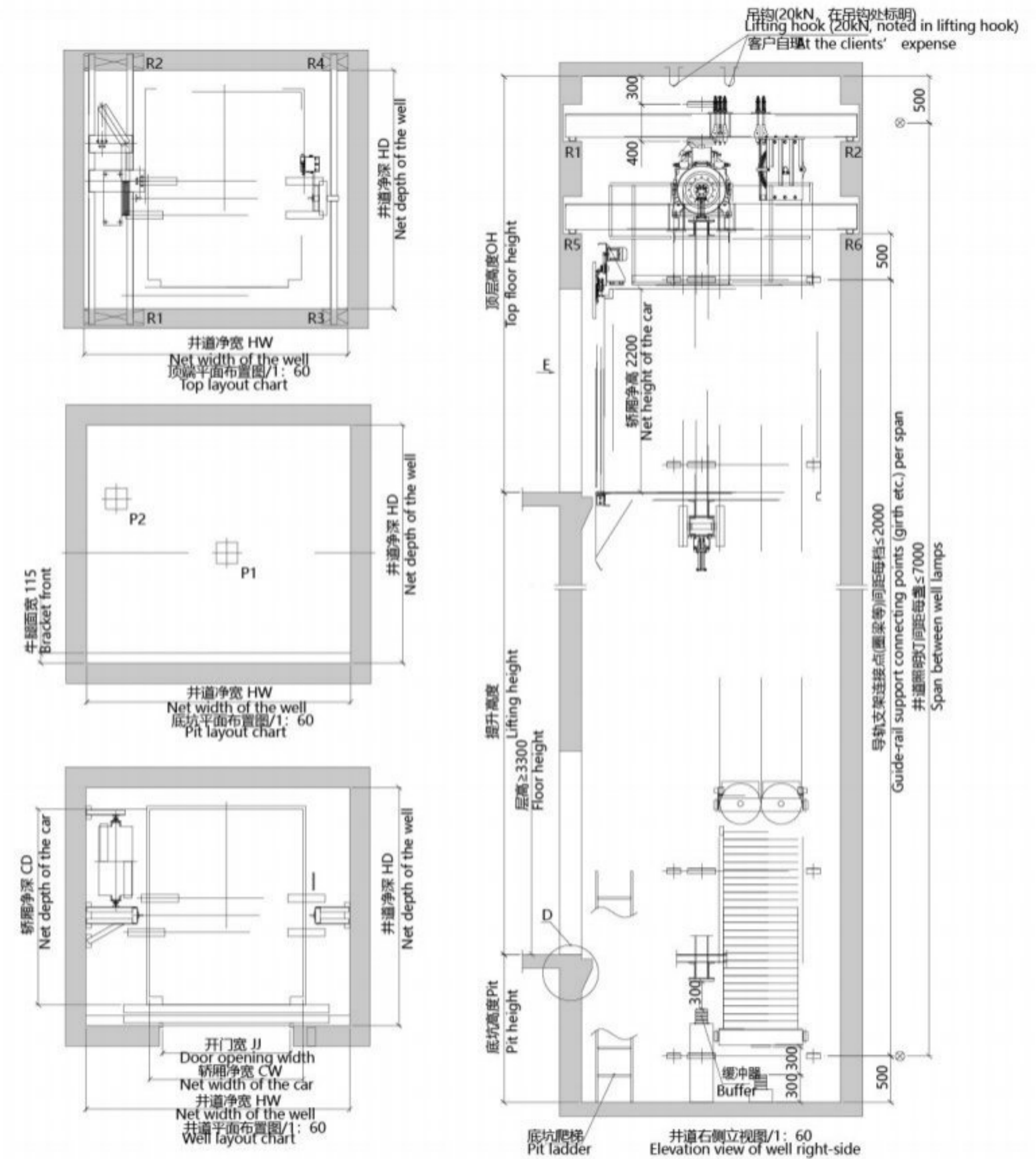


型号 Model	载重 Load KG	速度 speed m/s	轿厢规格 Car specification CWxCD	开门尺寸 Door opening size JJxOPH	井道尺寸 Well size HWxHD	机房尺寸 Machine room size MRWxMRD	底坑深度 Pit depth Pit	顶层高度 Top floor height OH	功率 Power	作用力 (N) Acting force				
										R1	R2	R3	P1	P2
THJ1000/0.5	1000	0.5	1400x1700	1200x2100	2200x2200	2500x2500	1500	4200	7.5	54600	47800	7400	88000	68000
THJ1600/0.5	1600	0.5	1500x2300	1400x2100	2500x2800	2500x2800	1500	4200	11	67600	58200	7400	124000	92000
THJ2000/0.5	2000	0.5	1800x2300	1500x2100	2800x2800	2800x2800	1500	4200	11	85600	55200	8400	144000	104000
THJ3000/0.5	3000	0.5	2000x2800	1800x2100	3250x3300	3250x3300	1500	4200	15	144800	75200	12000	224000	164000
THJ4000/0.5	4000	0.5	2200x3300	2200x2300	3700x3800	3700x3800	1500	5000	18.5	190000	105200	16400	148000	108000
THJ5000/0.5	5000	0.5	2400x3600	2200x2300	3800x4100	3800x4100	1500	5000	22	213800	117200	18200	172000	122000

(本资料仅供设计选用参考, 详细参数以技术图纸为准。)
注: 如若超出上述范围的规格, 请与德曼电梯公司联系。
(The data is for design reference only. Regarding detailed parameters, please take technical drawing as criterion.)
Note: If specification exceeds above range, please contact DEMAN Elevator Company.

MACHINE ROOM-LESS FREIGHT ELEVATOR CONSTRUCTION SKETCH

无机房载货电梯土建图

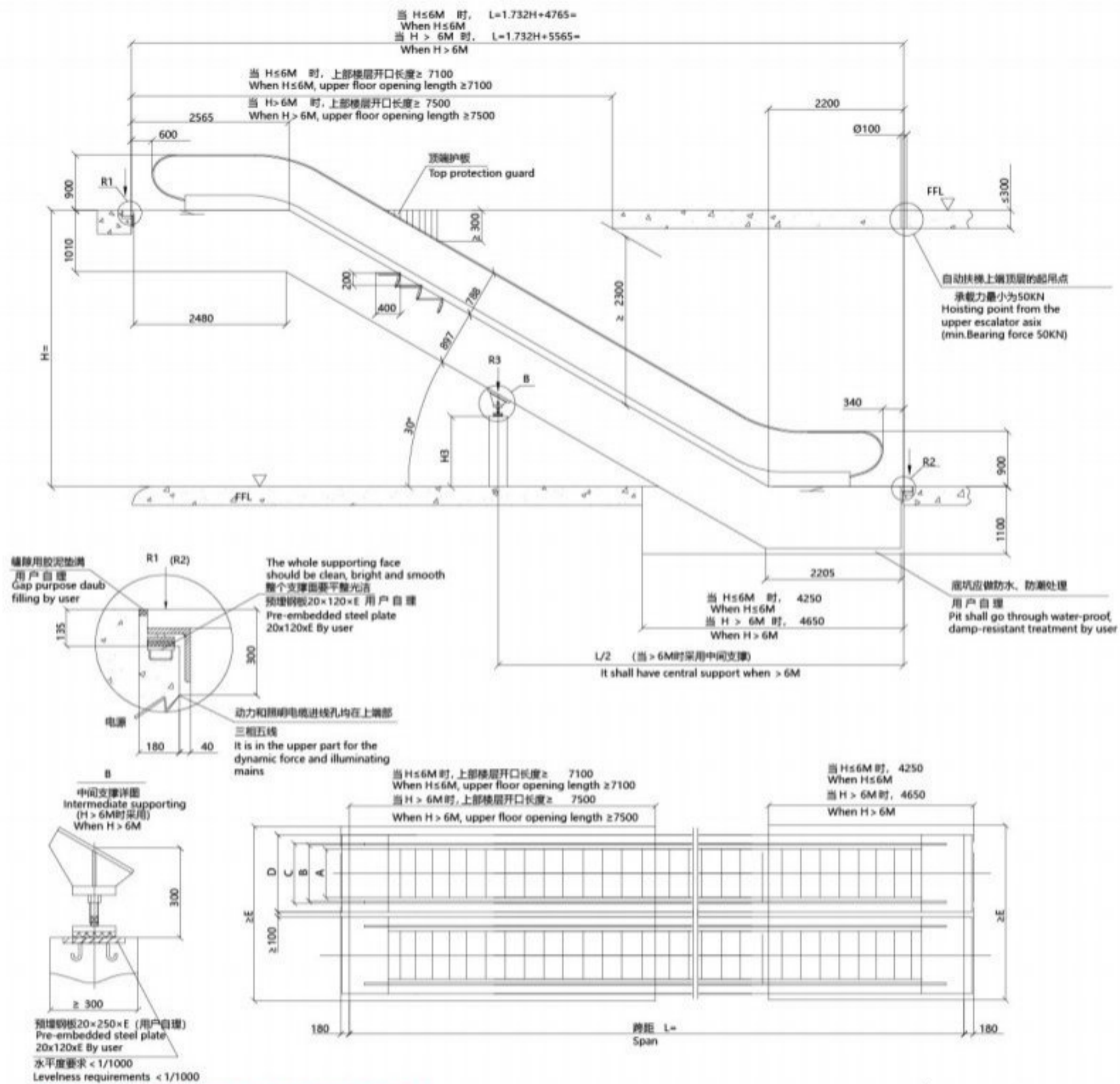


型号 Model	载重 Load KG	速度 speed m/s	轿厢规格 Car specification CWxCD	开门尺寸 Door opening size JJxOPH	井道尺寸 Well size HWxHD	底坑深度 Pit depth Pit	顶层高度 Top floor height OH	功率 Power	作用力 (N) Acting force							
									R1	R2	R3	R4	R5	R6	P1	P2
THJW1600/0.5	1600	0.5	1800x1900	1500x2100	3100x2400	1600	4500	5.5	40400	73600	29000	29000	22600	19400	124000	92000
THJW2000/0.5	2000	0.5	1800x2300	1500x2100	3100x2800	1600	4500	6.7	40400	73600	29000	29000	22600	19400	144000	104000
THJW3000/0.5	3000	0.5	2000x2800	1800x2100	3450x3300	1600	4500	10	60600	110400	43500	43500	33900	29100	224000	164000

(本资料仅供设计选用参考, 详细参数以技术图纸为准。)
注: 如若超出上述范围的规格, 请与德曼电梯公司联系。
(The data is for design reference only. Regarding detailed parameters, please take technical drawing as criterion.)
Note: If specification exceeds above range, please contact DEMAN Elevator Company.

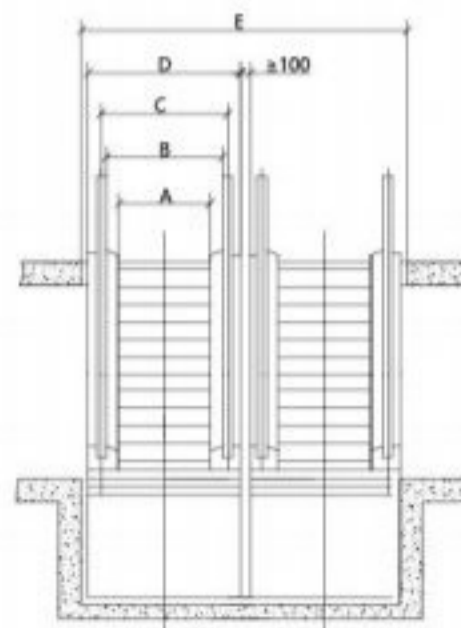
30° ESCALATOR CONSTRUCTION SKETCH

30° 自动扶梯土建图



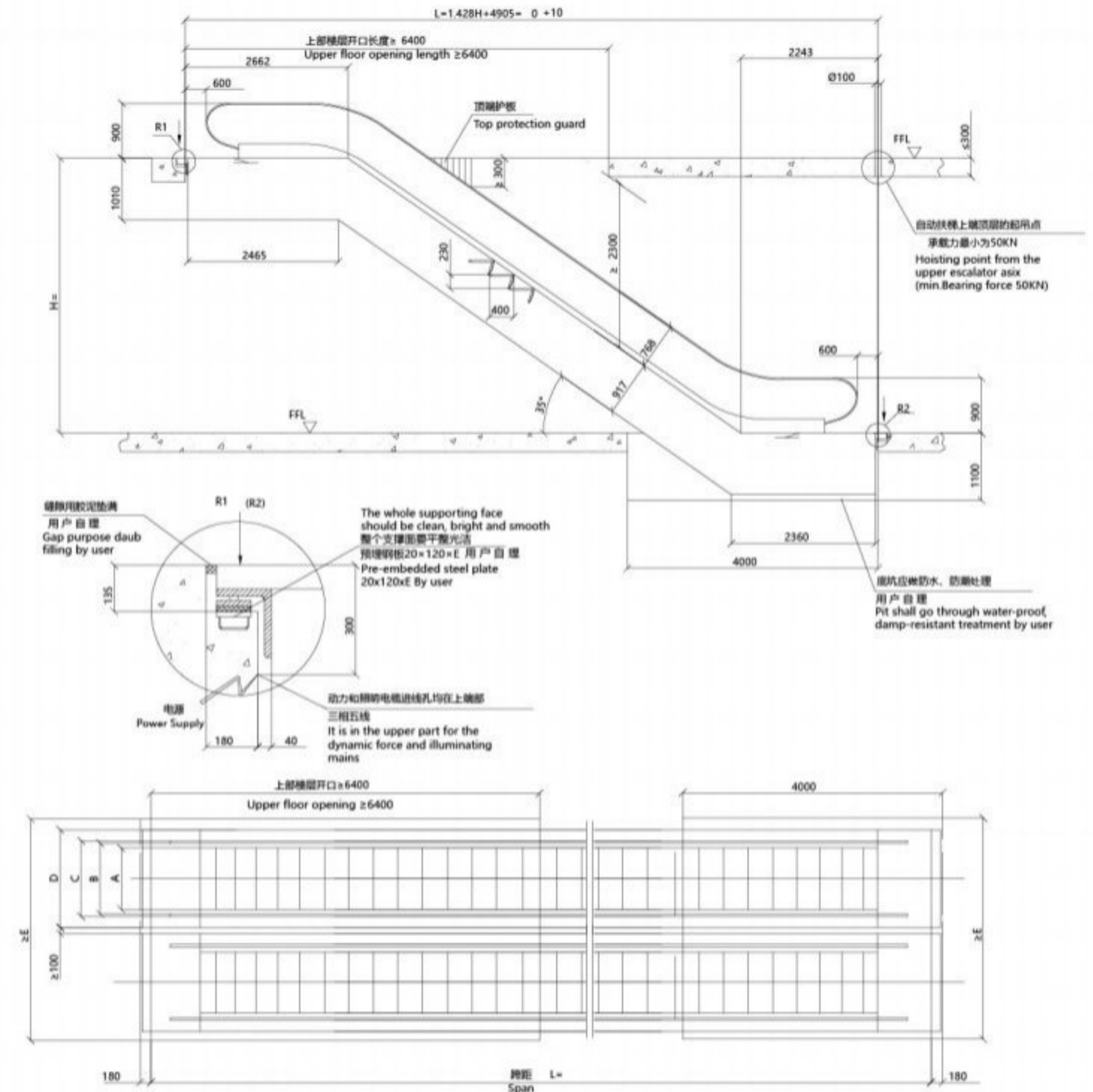
型号 Model	提升高度 Travelling height (mm)	净重 Net weight (KN)	支持力 supporting R1 KN R2 KN	电机功率 Motor power kW	运输尺寸 Transport size h l
VF800/0.5-30° (4800人/h)	3000	118	104 94	5.5	2750 10900
	3500	126	112 100	5.5	2780 11890
	4000	134	120 108	8	2810 12880
	4500	142	128 114	8	2830 13870
	5000	148	136 120	8	2840 14860
	5500	164	148 132	11	2860 15860
VF1000/0.5-30° (6000人/h)	3000	126	118 106	5.5	2750 10900
	3500	134	128 114	5.5	2780 11890
	4000	142	136 122	8	2810 12880
	4500	150	146 130	8	2830 13870
	5000	166	158 142	11	2840 14860
	5500	174	168 150	11	2860 15860
6000	184	176 158	11	2870 16850	

1000	1000	1228	1238	1600	3400
800	800	1028	1038	1400	3000
梯级宽度 mm step width	A	B	C	D	E
中间支撑间距 Intermediate supporting	$(L/2 - 2400) \div \tan 30^\circ - 897 \div \cos 30^\circ + 300$				



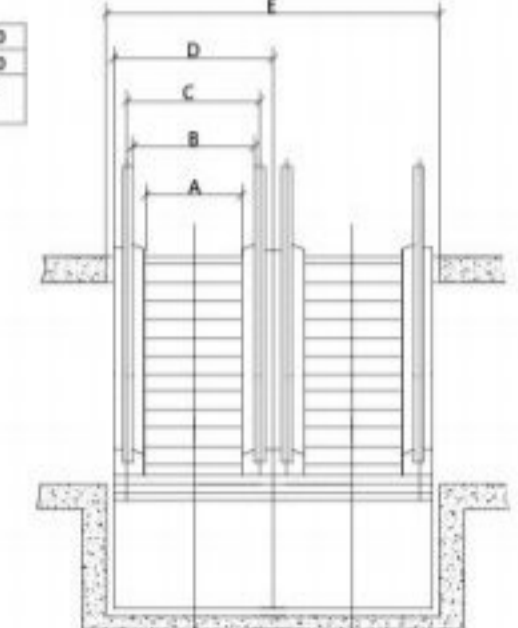
35° ESCALATOR CONSTRUCTION SKETCH

35° 自动扶梯土建图



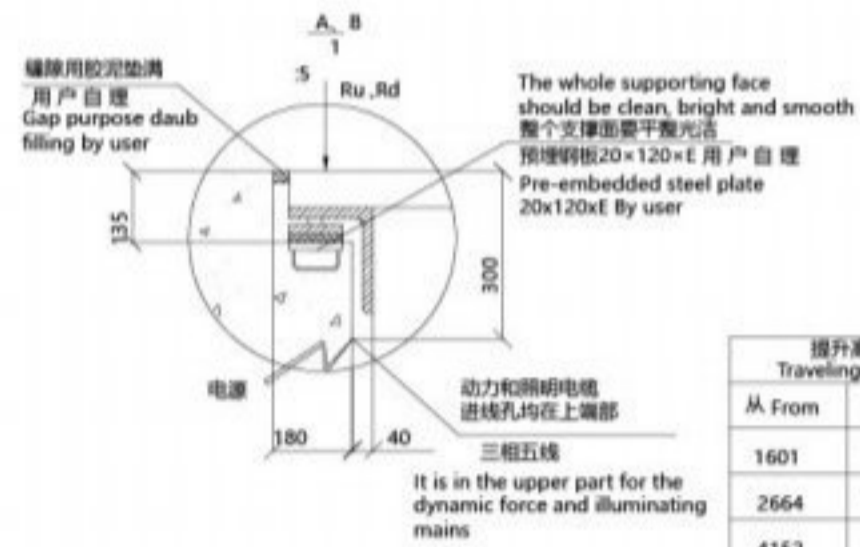
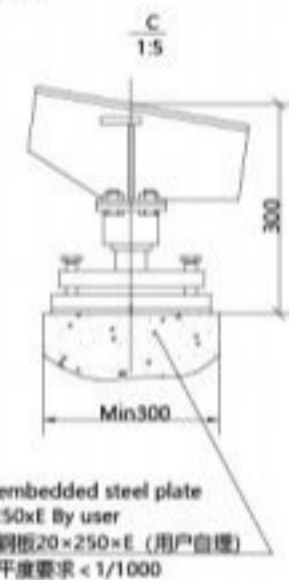
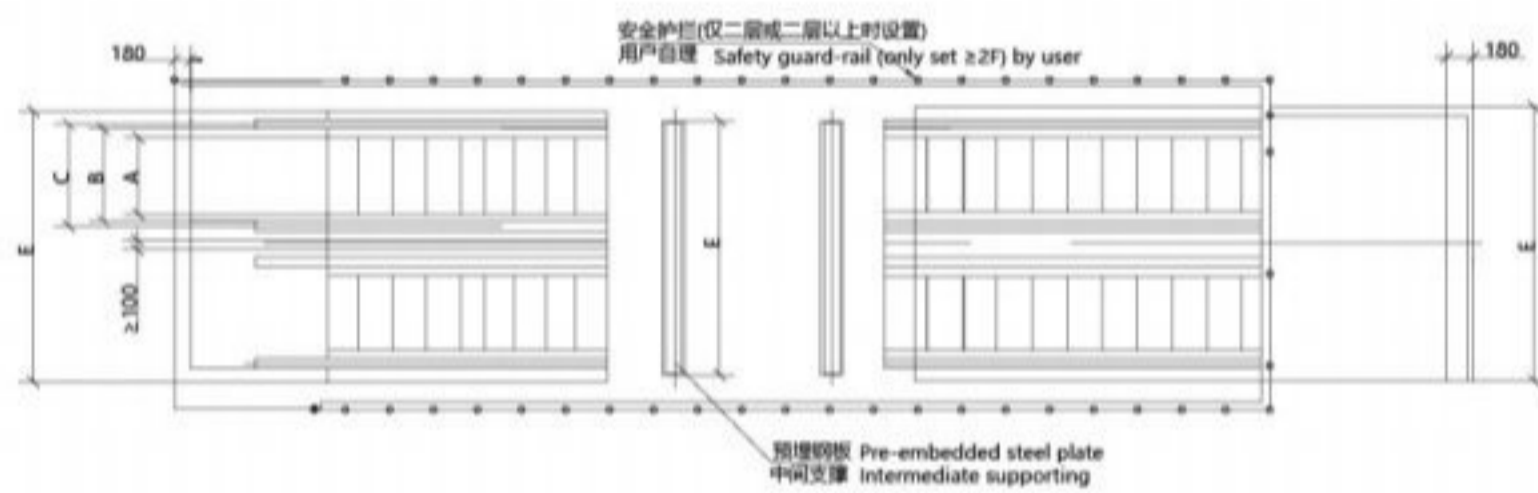
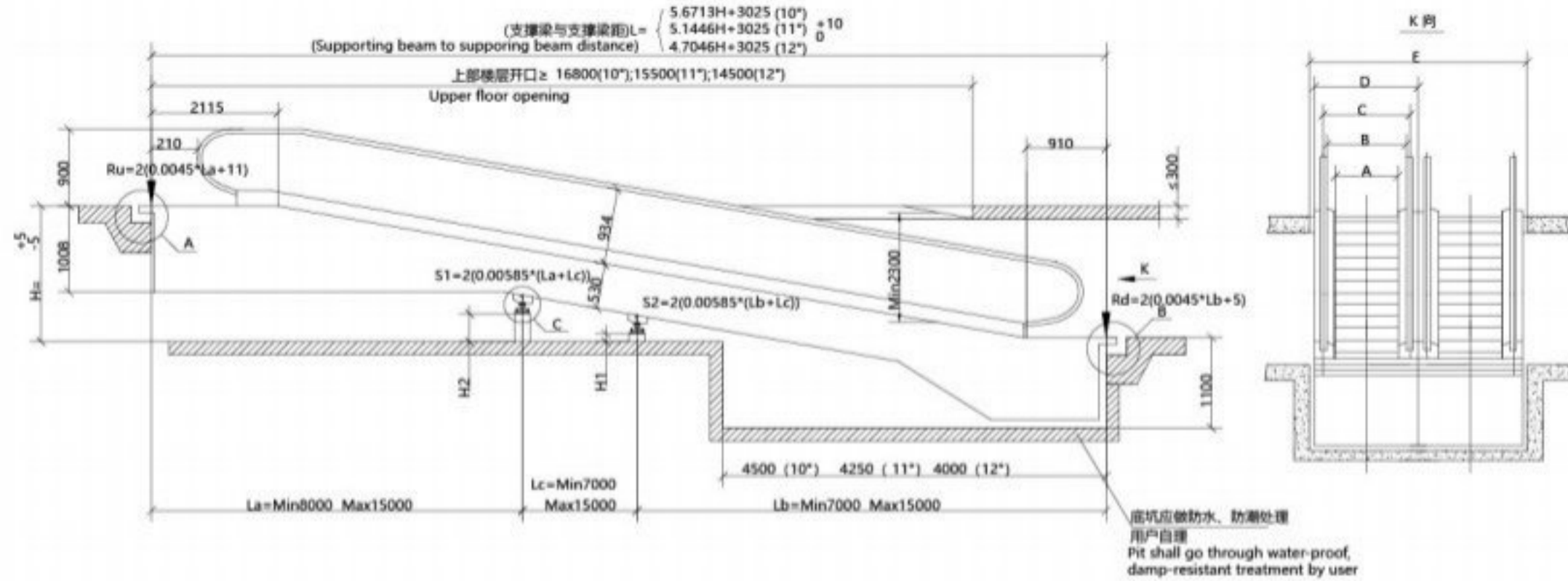
型号 Model	提升高度 Travelling height (mm)	净重 Net weight (KN)	支持力 supporting R1 KN R2 KN	电机功率 Motor power kW	运输尺寸 Transport size h l
VF800/0.5-35° (4800人/h)	3000	112	98 88	5.5	2850 10180
	3500	120	104 94	5.5	2890 11030
	4000	126	112 100	8	2920 11890
	4500	132	118 106	8	2940 12750
	5000	140	124 112	8	2970 13610
	5500	146	130 118	11	2980 14470
VF1000/0.5-35° (6000人/h)	3000	120	112 100	5.5	2850 10180
	3500	128	120 106	5.5	2890 11030
	4000	134	128 114	8	2920 11890
	4500	142	134 120	8	2940 12750
	5000	148	142 128	11	2970 13610
	5500	158	154 138	11	2980 14470
6000	166	162 144	11	3000 15330	

1000	1000	1228	1238	1600	3400
800	800	1028	1038	1400	3000
梯级宽度 mm step width	A	B	C	D	E



12° MOVING WALK CONSTRUCTION SKETCH

12° 自动人行道土建图



1000	1000	1228	1238	1600	3400
800	800	1028	1038	1400	3000
梯级宽度 mm step width	A	B	C	D	E


提升高度 Traveling height		中间支撑 Intermediate supporting		La(mm)	L b (mm)	L c (mm)
从 From	至 To	S1	S2			
1601	2663					
2664	4151	1		L-7000	7000	
4152	5851	1		15000	L-15000	
5852	6000	1	1	15000	7000	L-22000
A		H2			H1	
10°		$H2 = H - (La - 1995) \times 0.1763 - 840$			$H1 = H2 - (Lc \times 0.1763)$	
11°		$H2 = H - (La - 2055) \times 0.1944 - 840$			$H1 = H2 - (Lc \times 0.1944)$	
12°		$H2 = H - (La - 2115) \times 0.2126 - 840$			$H1 = H2 - (Lc \times 0.2126)$	

注: 当提升高度 > 6m时, 土建尺寸请咨询我公司 Note: when traveling height is over 6m, construction size please consult our company

梯级宽度(mm) step width	提升高度 (mm) Traveling height	速度(m/s) Speed	公称输送量 (人/h) Rated load capacity	倾斜度 (°) inclination	驱动功率(kW) Power	电源容量(KVA) Power supply capacity	电源额定电流(A) Rated current
800	1000-3800	0.5	4800	10,11,12	7.5	15	39
	3800-6000				11	22	58
1000	1000-3000	0.5	6000	10,11,12	7.5	15	39
	3000-4800				11	22	58
	4800-6000				15	30	78

0° MOVING WALK CONSTRUCTION SKETCH

0° 自动人行道土建图



机身与建筑物之间的空隙要充满或盖上, 用户自理并道宽度按采用的规范
 It should fill or cover the gap between the machine and the construction. The user should take care of the standard which is applicable for the well width.

型号 Model	提升高度 Travelling height(mm)	额定速度 (m/s) Rated speed	理论输送能力 (per./h) Capacity	倾斜角 (°) Inclination	驱动主机 功率 (Kw) Monitor power	A (mm)	B (mm)	C (mm)	D (mm)
SD (800/0°-6°)	10000 ≤ H ≤ 80000	0.5	6750	0-6	8	800	1038	1400	≥1460
	80000 < H ≤ 150000				11				
SD (1000/0°-6°)	10000 ≤ H ≤ 70000	0.5	9000	0-6	8	1000	1238	1600	≥1660
	70000 < H ≤ 150000				11				

(本资料仅供设计选用参考, 详细参数以技术图纸为准。)
 注: 如若超出上述范围的规格, 请与德曼电梯公司联系。
 [The data is for design reference only. Regarding detailed parameters, please take technical drawing as criterion.]
 Note: If specification exceeds above range, please contact DEMAN Elevator Company.

SERVICE SYSTEM

服务体系

全程服务，让心与心更靠近

Full-course service brings about closer heart-to-heart communication.

服务不仅仅是要保证安全，保障您在设备方面的投资。真正的服务是预见和满足顾客特别的需求。正因为服务的定义随着顾客需求的不同而改变，我们满足这些需求的方法也是广泛而且个性化的。

Good service ensures your safety. It warrants your investment in equipment. Truly nice service can predict and satisfy special requirements from vast clients. As service definition varies according to different customers' requirements, our methods are also extensive and individual in order to meet those demands.



服务团队 service team

所有维保人员均接受严格的岗位培训，执行标准的维保流程，并依托强大的技术支持网络和管理系统，向客户提供完整的服务体验。

All maintenance service personnel are received strict on-the-job training to execute standard maintenance procedures and provide perfect service experience for customers by depending on strong technical supporting network as well as management system.



备品备件 spare parts

所有供应备件均经过了严格的出厂前测试，涵盖各种型号的电梯零部件；配送网络遍及全国诸多城市，快速供应，及时更换。

All supplied spare parts are conducted strict test before delivery, which includes escalator's components of various models; distribution network has covered lots of cities all over the country for rapid supply and timely replacement.



维保更新 maintenance update

优质的电梯日常维护保养和升级改造服务，为建筑高效率运转提供良好基础，节省客户的电梯维保成本。

The daily maintenance and upgrading service of high quality elevators provide a good foundation for the efficient operation of the building, and save the customer's elevator maintenance cost.



远程监控系统 remote monitoring system

实现24小时电梯状态远程监控，及时报警救援和维保、检验等工作的信息化管理，保障电梯安全运行，电梯管理更方便快捷。

Achieve informatization management of operations such as 24-hour remote elevator monitoring, timely alarm along with rescue and maintenance, inspection etc so as to guarantee elevator's safe operation and carry out more convenient and efficient elevator management.

PROJECT CASE

工程案例

1. 河南财富公馆
Henan Fortune Mansion
2. 宏运地产集团
Hongyun Real Estate Group
3. 爱尔兰-医院-St.James医院
Ireland - Hospitals- St.James Hospital
4. 衡东-沁园小区
Hengdong Qinyuan Community
5. 南非-Rahima Moosa 妇女儿童医院
Rahima Moosa Women's and Children's Hospital, South Africa
6. 信宜-金地花园
Xinyi Jindi Garden
7. 德班商贸城
Business City Of Durban
8. 南非金山大学
Witwatersrand University

